

smart PRO X

EASY INSTALLATION



USER INTERFACE



EXPANDABILITY




VERSATILITY



Smart pro is not enough? smart PRO X

The practical display to check the working and operation data of the motors connected distinguishes **SMART PRO X**. Thanks to the new expansion modules system and the connections, the panel can be used for a wide range of applications and increases the potential of the system. Compact, very easy to install and program also by App, it facilitates the replacement of old and obsolete panels installed.



REMOVABLE
TERMINALS

RS485
(Optional)

MODULAR
EXPANDABILITY



COMPETITIVE

The competitive control panel for several applications

EVEN MORE INTUITIVE

The display makes it even easier and faster

MULTILINGUAL

Choice of 4 display languages

MAXIMUM CONTROL

Integrating the most complete system protections

APPLICATIONS

✓ PRESSURISATION

✓ FILLING

✓ EMPTYING

✓ DRAINAGE

CONNECTIVITY

BMS FREE VOLTAGE CONTACTS MODULE

BLUETOOTH WI-FI MODULE FOR APP

WATER IN OIL CHAMBER MODULE

BUFFER BATTERY MODULE

RS485 MODBUS MODULE

LEVEL PROBES MODULE

TECHNICAL FEATURES

FUNCTIONS

- LCD display to show voltage, current, working hours, number of starts, motor status and alarms
- AUTOMATIC - 0 (standby) – MANUAL pushbuttons (fixed or pulse)
- Language settings (Italian, English, French, Spanish, German)
- Anti-seize autotest (can be disabled)
- Dry running protection with: level probes/ floats/pressure switches
- Up to 4 control inputs: floats/pressure switches
- Clicson inputs with automatic reset (can be disabled)
- Input reversal (from normally open to normally closed)
- Start/stop float switch function (can be disabled)
- Selectable amperometric protection delay
- Automatic reset due to minimum current alarm (can be disabled)
- Activation delay from mains return (can be disabled)
- Manual pushbutton operation (fixed or pulse)
- Provision for run capacitors, single-phase version (not included)

ADDITIONAL FUNCTIONS SMART PRO X 2

- Duty/standby (can be disabled)
- Immediate motor changeover in case of a fault

VERSIONS

- Power supply 1phase 100-240Vac 50/60Hz
- Power supply 3phase 310-450Vac 50/60Hz

CONTROLS

- Electronic control of minimum and maximum voltage
- Electronic control of maximum current with assisted calibration
- Electronic control of minimum current (dry running) with assisted calibration
- Failure or incorrect phase sequence control on power supply input (can be disabled)

ALARMS

- Alarms reported: voltage status, levels, motor overload, minimum motor current, clicson motor
- General alarm output contacts

PROTECTIONS

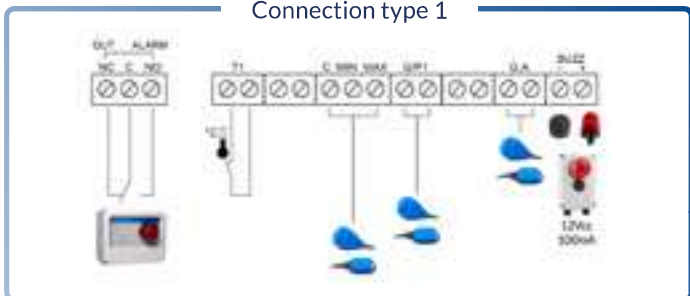
- Auxiliary and motor protection fuses
- Isolator (except for NB code)
- Box in ABS, IP55

MODELS AND CONNECTION DIAGRAMS

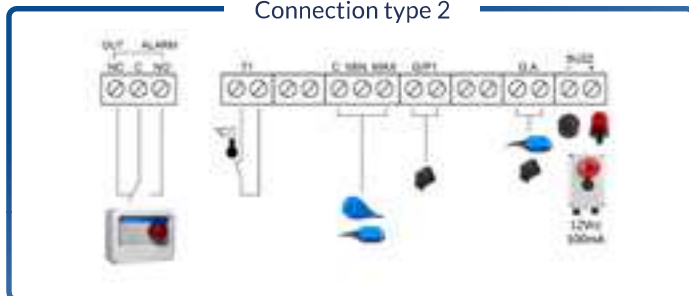
smart PRO X 1

Code	Model	Voltage	Max power		Current		Box		Weight
			Kw	Hp	Range	Max	Mod.	Material	
11015XNB	SMART PRO X 1-Mono (no switch interlocking door)	1~230 V	2,2	3	0-18 A	18 A	P1	Plastic	1.2
11015X	SMART PRO X 1-Mono	1~230 V	2,2	3	0-18 A	18 A	P2	Plastic	1.5
11016X	SMART PRO X 1-Tri/7,5	3~400 V	7,5	10	0-18 A	18 A	P2	Plastic	2.5
11017X	SMART PRO X 1-Tri/11	3~400 V	11	15	16-25 A	25 A	P2	Plastic	2.5
11018X	SMART PRO X 1-Tri/15	3~400 V	15	20	16-32 A	32 A	P2	Plastic	3

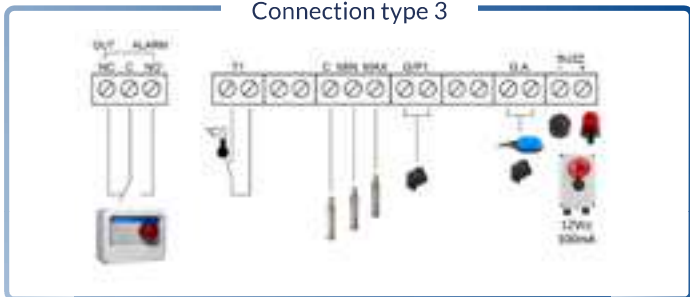
Connection type 1



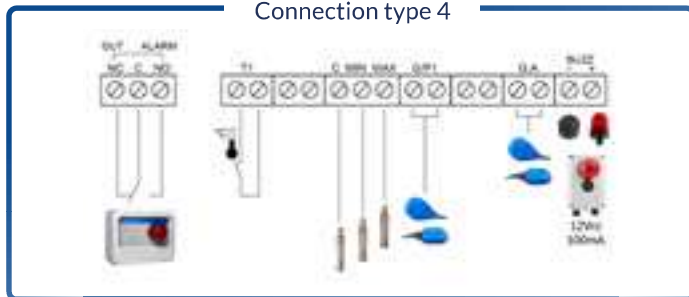
Connection type 2



Connection type 3



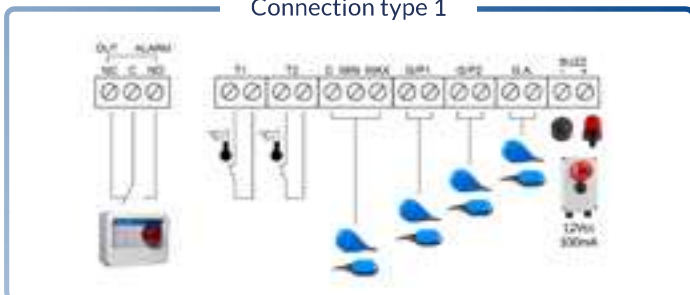
Connection type 4



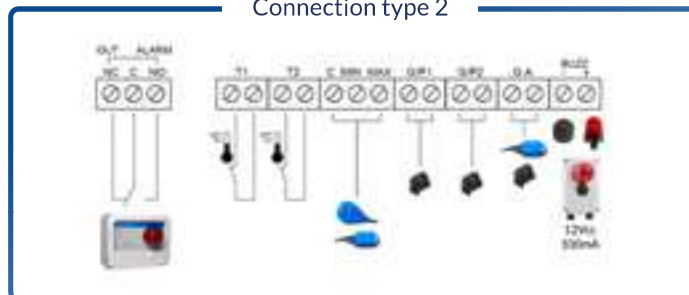
smart PRO X 2

Code	Model	Voltage	Max power		Current		Box		Weight
			Kw	Hp	Range	Max	Mod.	Material	
12015XNB	SMART PRO X 2-Mono (no switch interlocking door)	1~230 V	2,2	3	0-18 A	18 A	P1	Plastic	1.2
12015X	SMART PRO X 2-Mono	1~230 V	2,2	3	0-18 A	18 A	P2	Plastic	1.5
12016X	SMART PRO X 2-Tri/7,5	3~400 V	7,5	10	0-16 A	16 A	P2	Plastic	2.5
12017X	SMART PRO X 2-Tri/11	3~400 V	11	15	16-25 A	25 A	P3	Plastic	3
12018X	SMART PRO X 2-Tri/15	3~400 V	15	20	16-32 A	32 A	P3	Plastic	3.5

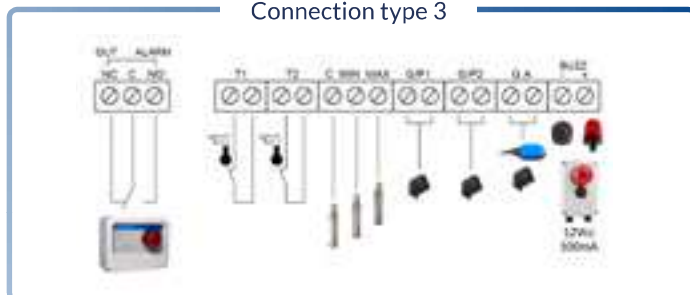
Connection type 1



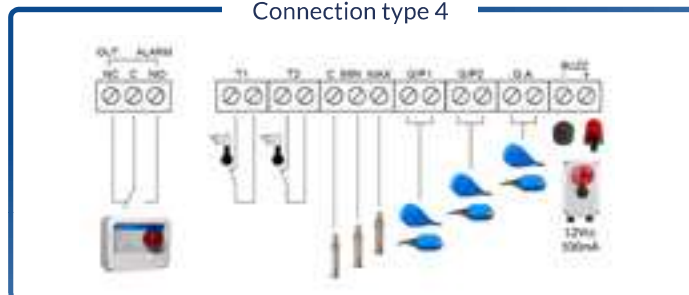
Connection type 2



Connection type 3



Connection type 4




ACCESSORIES

Code	Model	Description
98007	K3SL	Kit of 3 level probes (electrodes)
99050	PM/5	Pressure switch 1-5 bar
99051	PM/12	Pressure switch 3-12 bar
98003.012	AA-12Vdc	Acoustic alarm 90 dB 12Vdc
98004.012	LL-12Vac/dc	Flashing alarm 12V AC/DC
98022	FE	Emergency pushbutton
98029	DT	Daily timer with switch-riders
98030	WT	Weekly digital timer
98032	TPL	Pause/work timer
98033	CI24Vac	External 24Vac input for activation/deactivation of the motor
98033A	CI230Vac	External 230Vac input for activation/deactivation of the motor




EXPANSIONS

Code	Model	Description
98102	PRO-XPS	PROXPS RS485 Modbus module
98103	PRO-SL	PRO-SL level probe module
98104	PRO-H2O	PRO-SL H2O Oil Chamber Water Presence Module
98105	PRO-6DO	BMS dry contacts module
98106	PRO-DBT	PRODBT buffer battery module
98107	PRO-WiFi	Bluetooth wi-fi module for App PROXPS-WiFi / BT



RELATED PRODUCTS

Code	Model	Description
99034	FLO 10	Float switch with neoprene cable length 10 m
99036	DROP 10	Variable float switch with neoprene cable length 10 m
99039	SHELL	Counterweight
01503	FLASH 12	Acoustic/visual alarm panel
01500	UNIT ALARM 1	Acoustic alarm panel with buffer battery
01501	UNIT ALARM 2	Acoustic/visual alarm panel with buffer battery
01502	UNIT ALARM GSM	Acoustic/visual alarm panel with buffer battery and GSM kit
pag. 54	MANIFOLD	Stainless steel manifolds
97007	E-KIOSK	Polyethylene panel column
99009	BASE FULL	Base for horizontal and vertical 2-pump booster kits



MODELS

