

# pluvio PRO

## EASY INSTALLATION



## USER INTERFACE



## EXPANDABILITY




## VERSATILITY



Do you want to start the emptying pump at the **right time**? **pluvio**

**PLUVIO** guarantees the emptying of the rainwater first flush tank. This is the electronic panel by Elentek specific for this type of system. At the end of the meteorological event, the **rain sensor** connected to the panel will start the emptying pump at the end of the preset time. Compact, economical, very easy to install and program, PLUVIO facilitates the replacement of old panels installed.



RAIN SENSOR

RS485  
(Optional)

MODULAR  
EXPANDABILITY



## SPECIFIC

The specific control panel for rainwater first flush systems

## INTUITIVE

Maximum simplicity of setting and use

## COMPLETE

Supplied with rain sensor

## MAXIMUM CONTROL

Integrates the most comprehensive system protections



## APPLICATIONS

PRESSURISATION

FILLING

EMPTYING

DRAINAGE

## CONNECTIVITY

BMS FREE VOLTAGE CONTACTS MODULE

BLUETOOTH WI-FI MODULE FOR APP

RS485 MODBUS MODULE

## TECHNICAL FEATURES

### FUNCTIONS

- LEDs on front of panel for signalling operating status and alarms
- AUTOMATIC - 0 (standby) - MANUAL selector (fixed or pulse)
- PLUVIO PRO 2 motor alternation (can be disabled)
- Immediate engine exchange in case of PLUVIO PRO 2 anomaly
- Dry running protection with: level probes/ float switch
- Up to 4 control inputs: floats/pressure switches
- Clicson thermal pad inputs with automatic reset (can be disabled)
- Current protection delay
- Automatic reset due to minimum current alarm (can be disabled)
- Activation delay from mains return (can be disabled)
- Manual button operation (fixed or momentary)
- Provision for run capacitors for single-phase version (not included)
- Delay timer for pump start at the end of the rain event (settable)
- Rain sensor

### ADDITIONAL FUNCTIONS PLUVIO PRO 2

- Duty standby (excludable)
- Immediate motor changeover in case of a fault

### VERSIONS

- Power supply 1phase 100-240Vac 50/60Hz
- Power supply 3phase 310-450Vac 50/60Hz

### CONTROLS

- Electronic control of maximum current
- Electronic control of minimum current (dry running)
- Failure or incorrect phase sequence control on power supply input (can be disabled)

### ALARMS

- Alarms reported: voltage status, levels, motor overload, minimum motor current, clicson motor
- General alarm output contacts

### PROTECTIONS

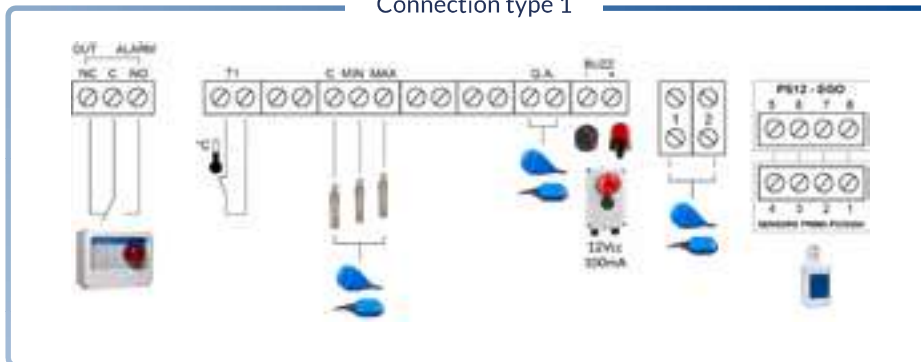
- Auxiliary and motor protection fuses
- Isolator (except for NB code)
- Box in ABS, IP55

## MODELS AND CONNECTION DIAGRAMS

### pluvio PRO 1

Code	Model	Voltage	Max power		Current		Box		Weight
			Kw	Hp	Range	Max	Mod.	Material	Kg.
11170NB	PLUVIO PRO 1-Mono (no switch interlocking door)	1~230 V	2,2	3	0-18 A	18 A	P1	Plastic	1.2
11170	PLUVIO PRO 1-Mono	1~230 V	2,2	3	0-18 A	18 A	P2	Plastic	1.5
11173	PLUVIO PRO 1-Tri/7,5	3~400 V	7,5	10	0-18 A	18 A	P2	Plastic	2.3
11174	PLUVIO PRO 1-Tri/11	3~400 V	11	15	16-25 A	25 A	P2	Plastic	2.5
11175	PLUVIO PRO 1-Tri/15	3~400 V	15	20	16-32 A	32 A	P2	Plastic	3

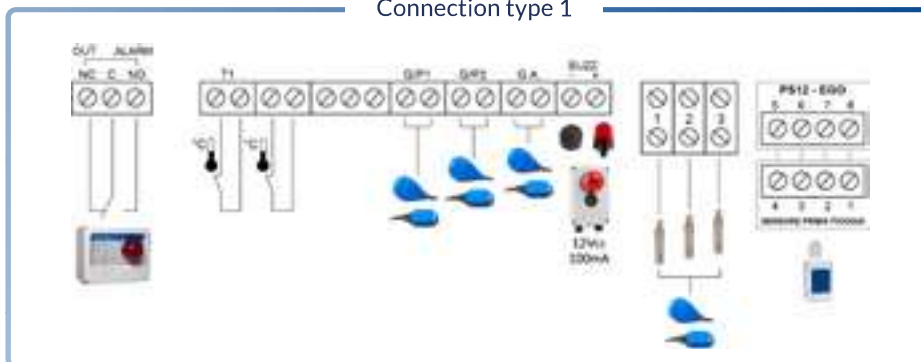
Connection type 1



### pluvio PRO 2

Code	Model	Voltage	Max power		Current		Box		Weight
			Kw	Hp	Range	Max	Mod.	Material	Kg.
12170NB	PLUVIO PRO 2-Mono (no switch interlocking door)	1~230 V	2,2	3	0-18 A	18 A	P1	Plastic	1.2
12170	PLUVIO PRO 2-Mono	1~230 V	2,2	3	0-18 A	18 A	P2	Plastic	1.5
12173	PLUVIO PRO 2-Tri/7,5	3~400 V	7,5	10	0-16 A	16 A	P2	Plastic	2.5
12174	PLUVIO PRO 2-Tri/11	3~400 V	11	15	16-25 A	25 A	P3	Plastic	3
12175	PLUVIO PRO 2-Tri/15	3~400 V	15	20	16-32 A	32 A	P3	Plastic	3.5

Connection type 1




## ACCESSORIES

Code	Model	Description
98007	K3SL	Kit of 3 level probes (electrodes)
98003.012	AA-12Vdc	Flashing alarm 90 dB 12Vdc
98004.012	LL-12Vac/dc	Flashing alarm 12V AC/DC



## EXPANSIONS

Code	Model	Description
98102	PRO-XPS	PROXPS RS485 Modbus module
98103	PRO-SL	PRO-SL level probe module
98104	PRO-H2O	PRO-SL H2O Oil Chamber Water Presence Module
98105	PRO-6DO	BMS dry contacts module
98106	PRO-DBT	PRODBT buffer battery module
98107	PRO-WiFi	Bluetooth wi-fi module for App PROXPS-WiFi / BT



## RELATED PRODUCTS

Code	Model	Description
99034	FLO 10	Float switch with neoprene cable length 10 m
99036	DROP 10	Variable float switch with neoprene cable length 10 m
99039	SHELL	Counterweight
97007	E-KIOSK	Polyethylene panel column



## MODELS

