



made in Italy

Price List ELECTRICAL PANELS

Ed. 02.25

elentek[®]
One Step Forward



elentek[®]

DESIGN & INNOVATION

in energy production and control.

“One step forward” as inspiration, as a guide. “One step forward” that turns into constant innovation, continuous research for excellence and the most advanced components, attention to detail and customization of solutions and projects.



OUR COMPANY

The solution that comes from analysing the problem, the experience that supports the analysis, the continuous comparison with those who use the products on a daily basis: these are the foundations on which Elentek was born twenty years ago. Supporting pillars that every day make the company evolve, constantly implementing new technologies to stay one step forward. With a totally Made in Italy production and a highly qualified technical department, Elentek is present on the national and international market with expandable, modular and fully customisable Electrical Panels. The control, management and protection of pump systems are assured.

The certified value of a company

Human resource enhancement, product quality, production process control: Elentek is ISO 9001 certified to grow virtuously every day.





DESIGN

A forward-looking perspective without neglecting the past.

Elentek combines its knowledge with the latest discoveries to design state-of-the-art panels that continuously improve the performance of systems.

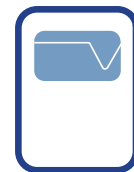
Now more than ever, the control, management, and protection of pumps can achieve the highest quality: the new Elentek panels are easy to install, expandable, versatile, equipped with a multifunction display or LED indicators, and ensure anti-jamming protection.



RESEARCH



PLANNING



DESIGN

TECHNICAL DEPARTMENT

The technicians who design and test Elentek panels are the same ones who provide after-sales service: an additional guarantee for every installer, who can turn directly to our experts if the instruction manual is not sufficient.


Every day, thanks to constant comparison, know-how is enriched and every requirement is translated into a new, even better performing product.



TEAM

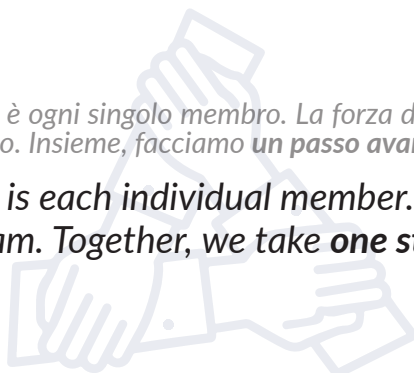
All the technical information to make Elentek head frames goes directly from the technical department to the production department: the continuous comparison between the various sectors and the exchange of information makes each frame an excellent team result.

The Made in Italy synergy between materials, craftsmanship and experience gives added value to each product, from start to finish, even after sale.



“La forza del gruppo è ogni singolo membro. La forza di ogni membro è il gruppo. Insieme, facciamo un passo avanti.”

*“The strength of the team is each individual member. The strength of each member is the team. Together, we take **one step forward**.”*



CHECK

The check is the phase in which a series of activities are carried out to establish the suitability of the product before it is put on the market. Elentek has adopted a complete testing procedure that allows for 100% testing of the functionality of the switchboards, where every single part is fully tested to verify its correct functioning and safety.



**METICULOUS
CONTROL**



**AFTER-SALES
SERVICE**




**CUSTOMER
SATISFACTION**

SUPPORT

Elenetek is proud of its after-sales support service, which provides full technical assistance for products under warranty or the supply of spare parts.

In the event of a malfunction of any component, Elenetek will replace it quickly.

Our support services are constantly available to our customers.





APPLICATIONS

Elentek switchboards are suitable for a wide range of water handling systems and installations. From agriculture to industry and waterworks, Elentek provides solutions to numerous companies of different sizes, from micro to large enterprises. Thanks to a direct relationship with installers and after-sales service, the functionality of its products is guaranteed, offering applications that allow continuous control, which is fundamental in the sector. Elentek offers a variety of switchboards that meet all requirements, both technical and economic.

Specialisation in certain sectors has enabled Elentek to create unique products to meet specific needs. These include Pluvio, the switchboard for first rain systems and rainwater management, and the EN series of switchboards, designed to comply with the current EN12845 standard.



FILLING

Switchgear suitable for filling can be configured with float and dry run protection without a probe; with probes and dry run protection with floats; or with floats and dry run protection with probes. The wide range of options allows you to choose according to budget, start-up type and specific plant requirements.



PRESSURISATION

Switchgear for precise and reliable control of pressure boosting and irrigation systems. The range of integrated solutions designed meets various requirements: with pressure switch and level probes; with pressure switch and dry-running protection without probes; with pressure switches and dry-running protection with floats; or with four sensors and dry-running protection without probes.




DRENAGE

Boards that optimise the control of water recovery systems, ensuring optimal efficiency in the management of water resources, both rainwater and waste water. Discover switchboards for wastewater drainage with floats or with 4-20mA electronic level sensor.



EMPTYING

Elentek switchgear integrates with the pump pit system (with floats, with bell sensor, with 4-20mA electronic level sensor or for first rain) monitoring and optimally regulating the emptying process.



FIRE FIGHTING

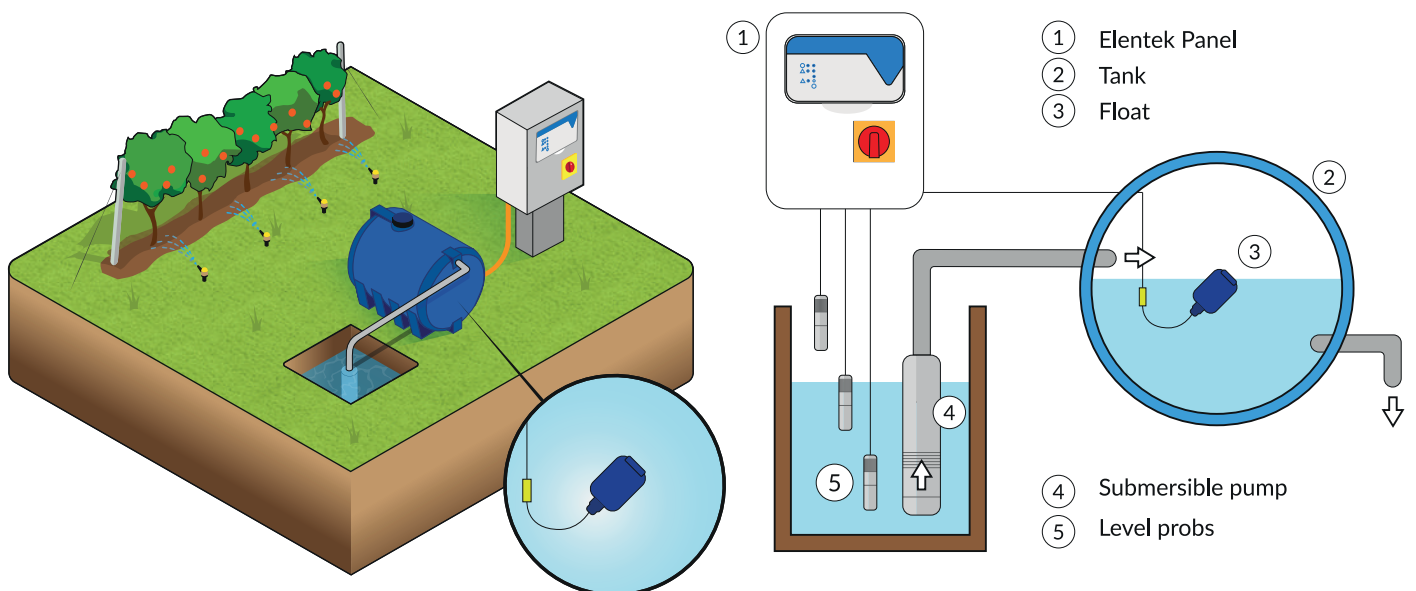
In order to control and monitor the operation of fire-fighting systems, it is necessary to install a control panel. Elentek partners with many companies that install EN12845 fire-fighting units and is chosen for its quality and safety guarantee.

FILLING

Elentek is an ideal partner for rainwater or groundwater recovery systems to be stored in tanks or reservoirs. Elentek switchboards allow control of systems equipped with floats, probes and dry-running protection.

TANK FILLING WITH FLOATS AND DRY RUNNING WITH PROBES

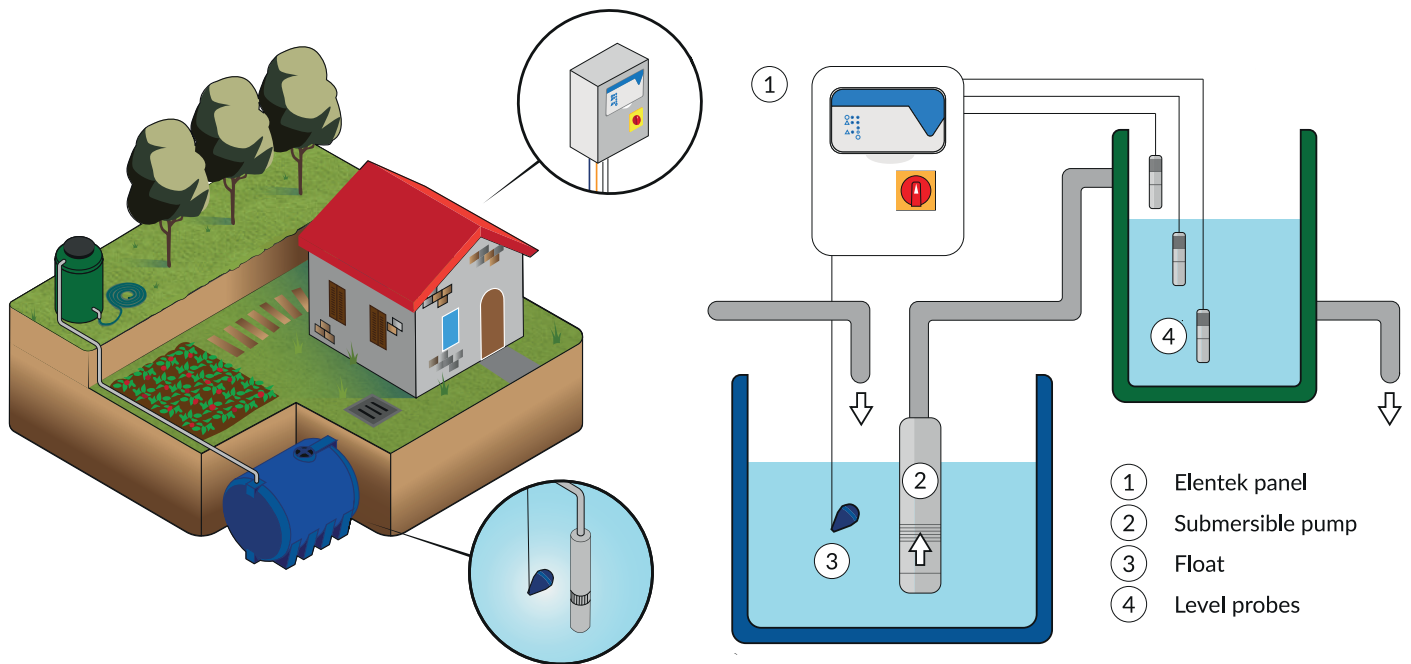
If the filling system includes a float on the tank to be filled and a probe level control, Elentek switchgear provides efficient control. The float, connected to the Elentek switchgear, enables the pump to be activated for filling, while the probe level control signals the presence or absence of water.





TANK FILLING WITH PROBES AND DRY RUNNING WITH FLOAT

Does the system include a small cistern to collect water for later reuse? Elentek suggests switchboards that interface with level probes to manage the filling of the cistern and that provide a float, placed in the collection basin, to protect the pump against running dry.



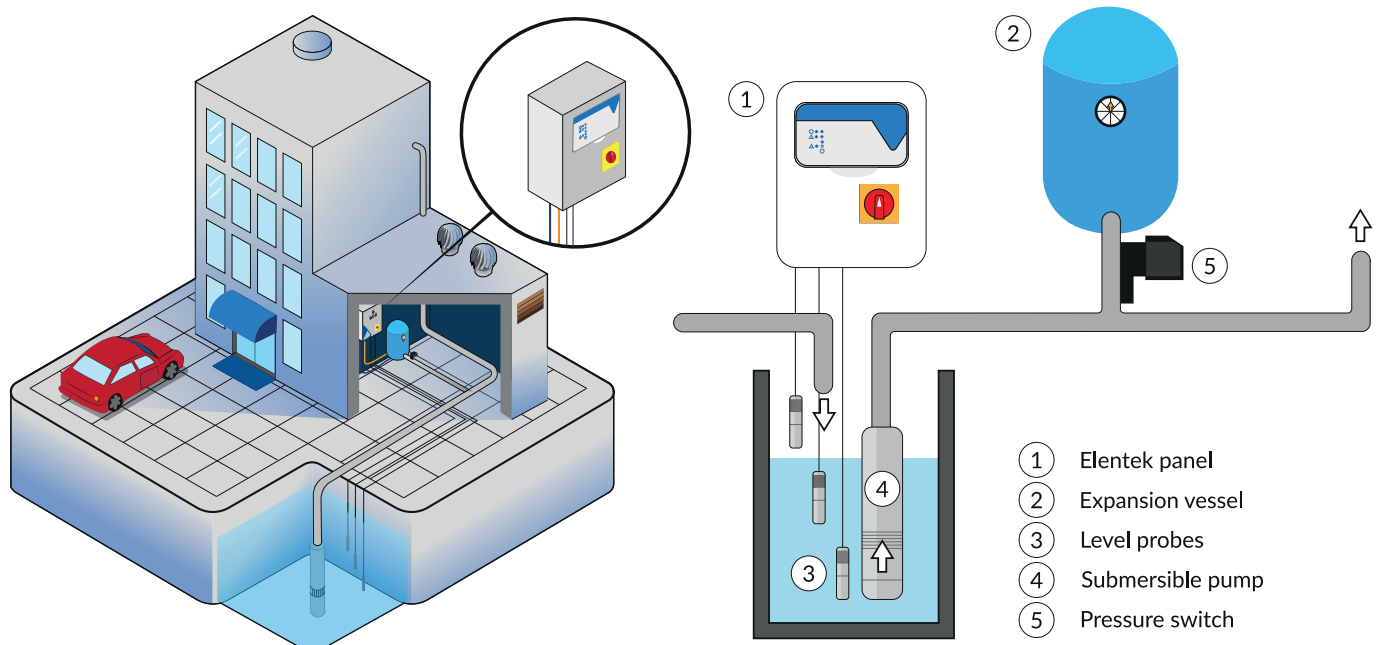
PRESSURISATION

Pressurisation systems increase water pressure, ensuring supply to all water consumers when mains pressure is insufficient. Designed with one or more electric pumps, as required, these systems supply water at a predetermined pressure, reducing the number of pump starts.

Many irrigation systems, both civil and industrial, are equipped with a pressure switch for start and stop control and include an expansion tank. Elentek switchboards integrate perfectly into these systems, offering control and safety.

PRESSURE GROUPS AND IRRIGATION SYSTEMS WITH PRESSURE SWITCH AND LEVEL SENSORS

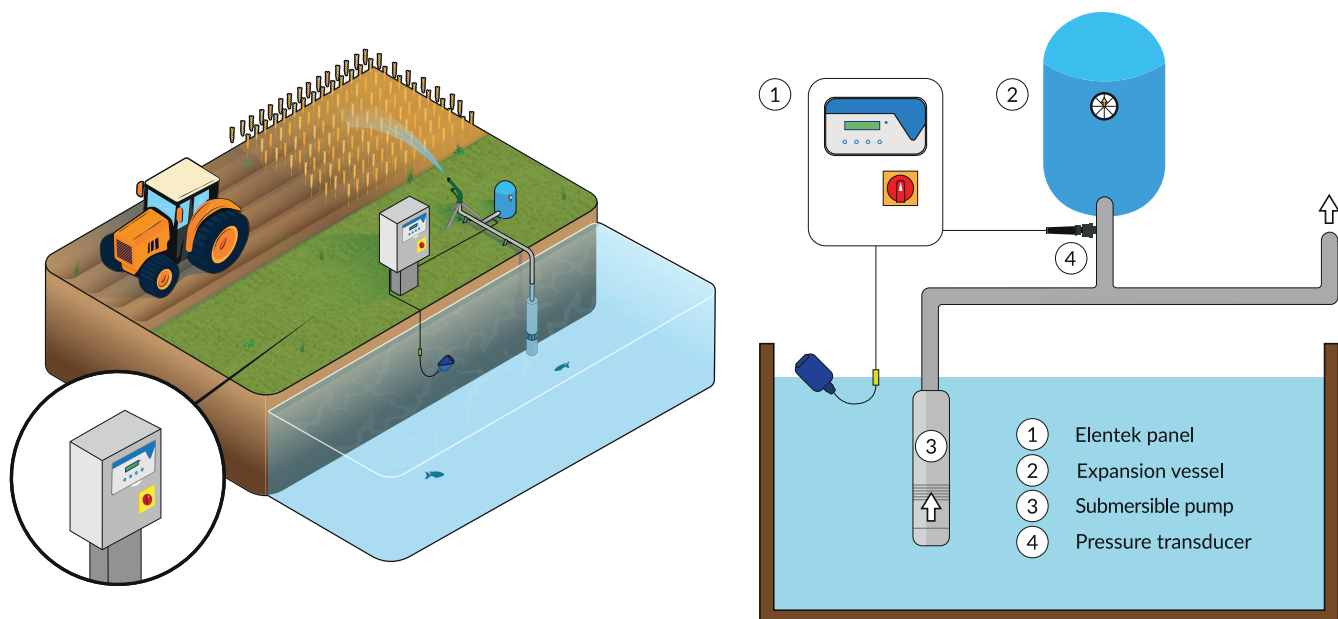
Does the pressurization or irrigation system include a pressure switch on the discharge line and a level control with probes in the collection basin? Elentek panels, communicating with these two elements, activate or deactivate the pump based on the signal received regarding the presence or absence of water.





PRESSURIZATION/IRRIGATION WITH PRESSURE SWITCH AND DRY RUNNING WITHOUT SENSORS

The electronic control of minimum current or minimum cos-fi in Elentek panels allows detecting whether the pump is delivering water. These features are ideal for pressurization or irrigation systems with a pressure switch and dry running without sensors.



PRESSURIZATION WITH PRESSURE SWITCHES AND DRY RUNNING PROTECTION WITH FLOAT SWITCHES

If the water pressurization system includes a pressure switch on the discharge line and a float inside the collection basin, Elentek panels activate or deactivate the pump based on the signals received. This configuration allows precise system control, ensuring that the pump operates only when needed, thus optimizing the efficiency and lifespan of the system.

PRESSURIZATION/IRRIGATION WITH 4-20mA SENSOR AND DRY RUNNING WITHOUT SENSORS

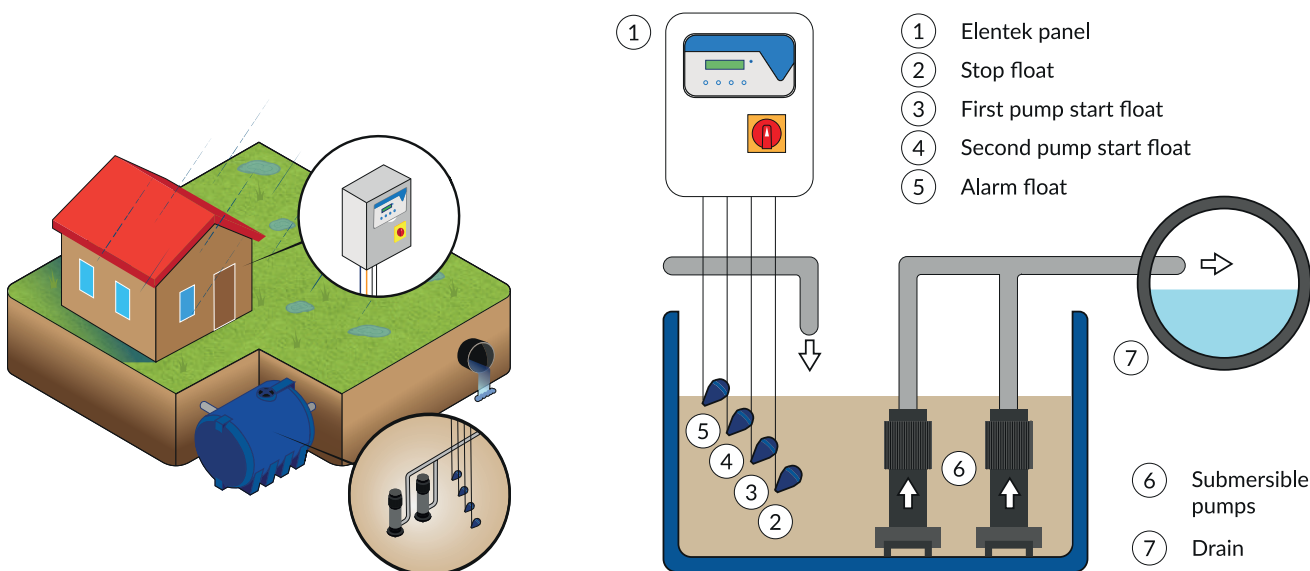
Elentek panels integrate perfectly with pressurization and irrigation systems equipped with a sensor and dry running without probes. After programming the panel with the parameters and thresholds, the electronic pressure sensor, placed on the system's discharge line, sends the signal to activate or deactivate the pump. Additionally, the electronic control of minimum current or minimum cos-fi in Elentek panels detects whether the pump is delivering water; if not, the panel blocks operation to ensure the safety and efficiency of the system.

DRENAGE

Water drainage systems are used to maintain or regulate rainwater and groundwater, with the aim of ensuring soil stability and supporting the water cycle. Consisting of two or more submersible electric pumps, these systems control the operation of the pump and stop its activation when necessary.

SEWAGE WATER DRAINAGE WITH FLOAT SWITCHES

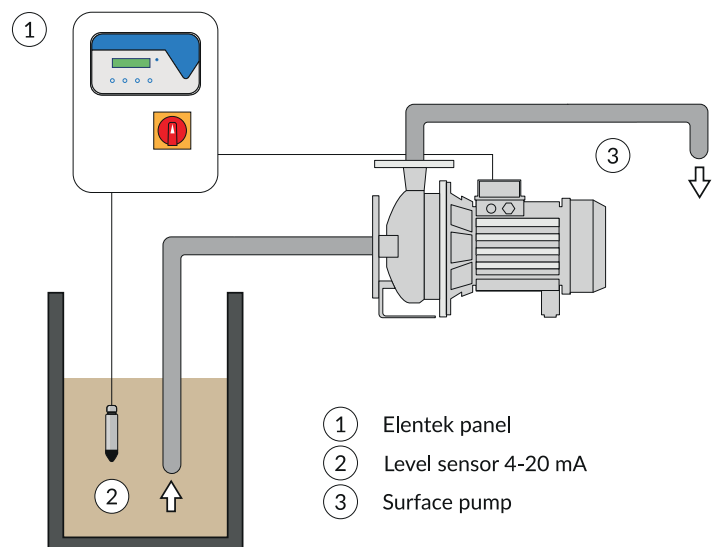
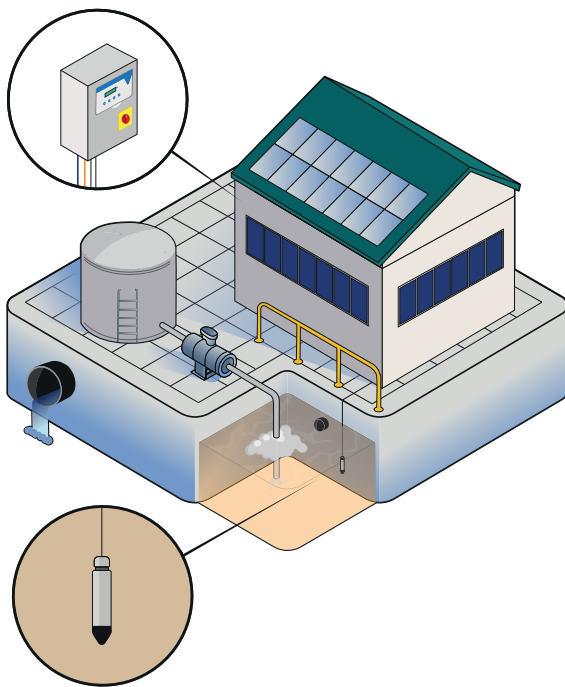
Drainage systems with float switches, designed to empty collection tanks of dirty water to be discharged into the sewage system, require essential functions: activation and stopping of the pump, and an alarm in case of malfunction. Elentek panels meet these needs, providing a high level of safety.





SEWAGE WATER DRAINAGE WITH 4-20mA ELECTRONIC LEVEL SENSOR

If the emptying of the dirty water collection tank to be discharged into the sewage system is managed by a drainage system that uses an electronic or piezometric level sensor, Elentek panels allow you to set one or more thresholds, enabling the activation and deactivation of the installed pumps.



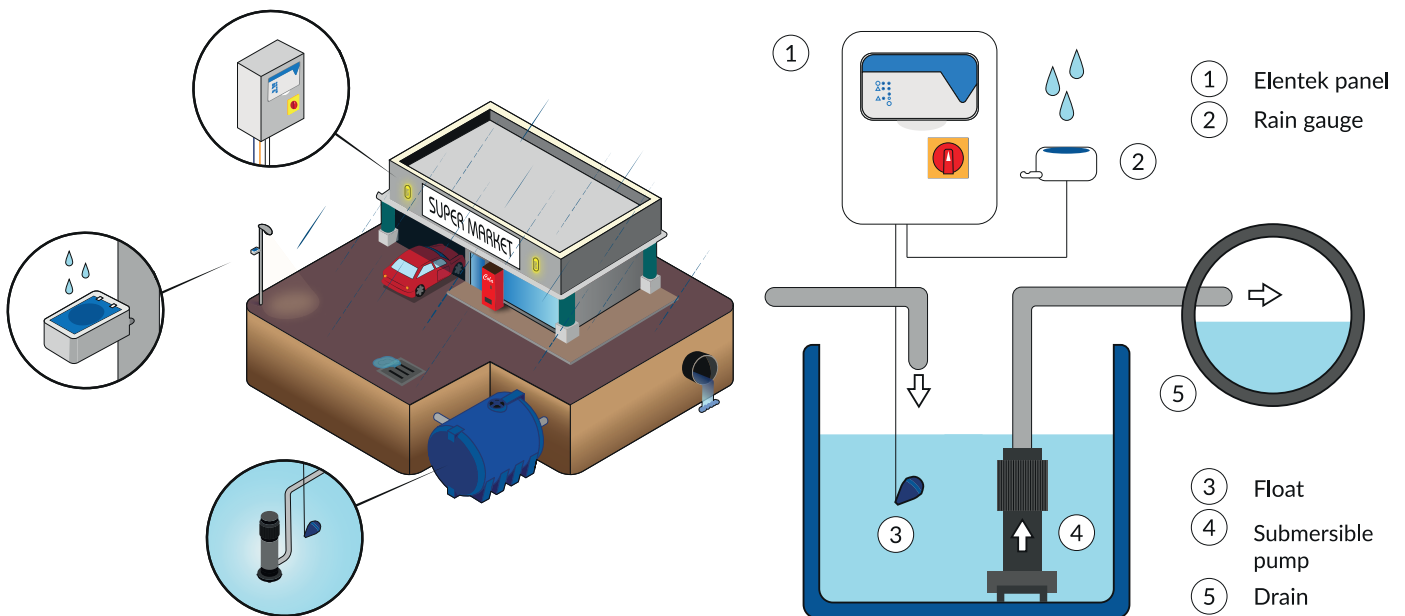
EMPTYING

The emptying of clear water tanks is a critical process, where the efficient transfer of clean liquids to the sewer system or other downstream destinations is essential to protect the environment and ensure regulatory compliance.

Elentek panels integrate seamlessly with pump well systems (using float switches, bell sensors, 4-20mA electronic level sensors, or first-rain sensors), ensuring optimal monitoring and regulation of the emptying process.

FIRST RAIN EMPTYING

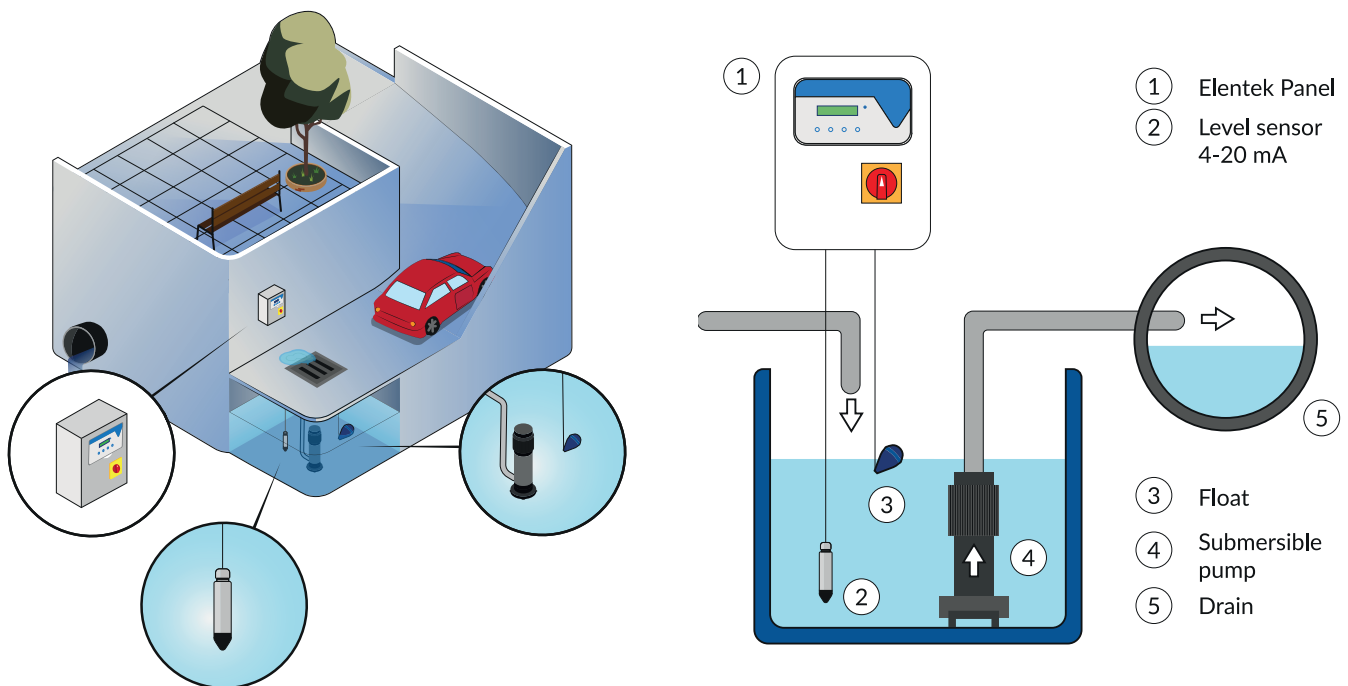
Elentek's Pluvio series panels are the ideal partners for managing first rain systems and complying with current regulations. With these panels, it is possible to improve rainwater management, reduce the risk of flooding, and decrease the pollutant load in water resources, all in a safe and efficient manner.





EMPTYING WITH 4-20mA ELECTRONIC LEVEL SENSOR

For emptying systems that use the electronic (piezometric) level sensor, Elentek offers the ability to set precise centimeter-level thresholds for the activation and deactivation of pumps. This solution allows replacing traditional float switches, which can cause malfunctions in smaller sump pits.



CLEAR WATER EMPTYING WITH FLOAT SWITCHES

The float switches installed in the sump pump system send a signal to the Elentek panel: when the water in the pit reaches the preset level, the Elentek panel will activate the pump, thus allowing the pit to be emptied.

EMPTYING WITH AIR BELL SENSOR

If the air bell sensor is installed in the emptying system, Elentek allows setting thresholds with centimeter-level precision. The Elentek panel activates and deactivates the pumps based on these parameters. Ideal for small sump pits, where float switches might cause issues, the Elentek range includes not only the panel but also the air bell sensor.

THE ADVANTAGES OF THE NEW ELENTEK PANELS

“A step forward” to meet every need.

The continuous study of the market, direct feedback from users, and the need to address every requirement at the source. Elentek has always designed its panels with the end use in mind, making installation and subsequent control easier.

The new panels, fully designed and manufactured by Elentek, offer several advantages compared to the previous series:



Expandability

Elentek boards can be expanded with multiple modules available in the catalog or with a custom module for specific needs. Additional modules can be integrated into each panel.

Versatility

Higher powers and the number of pumps that can be connected are now managed with more powerful boards.

Unique app

The management and programming of the panel has become even simpler and more intuitive for the installer and user with a new app.

Made in Italy

Production, assembly, and testing are directly managed by Elentek to ensure high-quality standards from the first to the last chip.

Support

From design to the instruction manual, Elentek facilitates usage and clears up any doubts.

THE ADDED VALUES OF THE EXPANSIONS

The versatility of the new Elentek panels becomes tangible with an expansion of functions. The expansions that can be implemented within the panels allow for increased versatility.

Level probe module PRO-SL

It allows the use of level probes (conductivity type) for managing the panel's automation instead of float switches.

Bluetooth module for App PROXPS-BT

It allows the panel to connect to any device via Bluetooth to the unique Elentek app.

Water presence module in oil chamber PRO-SL H2O

It detects the presence of water in the pump's oil chamber.

PROXPS RS485 Modbus module

It enables communication between different devices connected to the same network. Modbus is often used to connect a supervisory computer with a remote terminal unit (RTU) in supervisory control and data acquisition systems (e.g., SCADA)..

BMS clean contact module PROXPS-6DO

It allows remote monitoring of the system's operating status via clean ON-OFF contacts.

Backup battery module PRODBT

It allows powering and signaling the level alarm (GA) of the electrical panel even in the absence of an electrical network. With the appropriate kit, you can implement this functionality on your panel without the need to add another panel to your system or at a later time.



link-e KIT

CLOUD REMOTE CONTROL KIT link-e

With Elentek's Link-e kit, you can monitor the status of the electrical panel, perform operations, and receive information with a simple click, no matter where you are. Thanks to the quick setup and an intuitive interface, you can always have your panel at your fingertips!

Multilingual

Ability to set the language.

Connectivity

Control every single setting from a web browser, with a smartphone, tablet, or PC.

Safety

Personal password entry depending on the type of user.



Storage

View the panel's alarm history.

Customization

Customize the panel by optimizing it based on the type of pumping system.

Full Control

View the status of inputs/outputs, the status of controls, and receive notifications of anomalies.





Use your smartphone, tablet, or PC to set and control your Elentek panel.

Always connected; Always one step ahead!

Link-e is a data acquisition and remote control device, designed to be easily integrated into all Elentek PRO series panels.

Take control of your hydraulic system to the next level: discover our innovative remote control system.

Real-time monitoring, remote management and optimal performance come together to provide you with an intelligent, reliable, and easy-to-use solution. Whether you're in the office, traveling, or at home, you will always have full control, improving efficiency, reducing costs, and ensuring flawless management of your systems.

With our system, you not only gain advanced control and monitoring but also the peace of mind knowing that your system is always under control, ensuring operational continuity and high performance in every situation.



INTELLIGENT

RELIABLE

SIMPLE

MODELS

link-e

Code	Model	Voltage	Box		W	€
			Mod.	Material	Kg.	
11830	LINK-E Box	1~230 V	P1	Plastic	1.5	659,00
98400	LINK-E Gateway	1~230 V	-	Plastic	0.5	599,00
98401	LINK-E Router	1~230 V	-	Plastic	0.5	399,00
98402	LINK-E Annual subscription	-	-	-	-	49,00

MAIN FEATURES

MAIN FUNCTIONS

- Data acquisition via Modbus protocol
- Remote monitoring and control of panel fleets
- Sending commands to change parameters
- AGR functionality enabling remote Gateway updates
- Remote firmware updates for panels
- Guaranteed communication security



LINK-E BOX

LINK-E ROUTER

LINK-E GATEWAY

TECHNICAL FEATURES

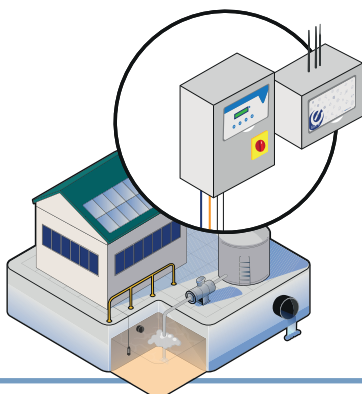
- Integrated IoT module
- Power supply 11-28 VDC
- DIN Rail mounting (1.5 slots)
- WiFi and Ethernet connection
- RS485 master or slave interface
- RGB status LED
- Reset and configuration button
- Cloud platform integration
- Operating temperature -5° / +40° C

LINK-E Gateway: remote monitoring module with Wi-Fi and/or Ethernet cable connection

LINK-E Router: module for connecting the LINK-E Gateway via GSM network (SIM card not included)

LINK-E BOX: LINK-E Gateway in an IP55 plastic box for external installation to the panel (optional router)

WARNING: not all models of our panels can accommodate the LINK-E Gateway/Router modules inside the box; therefore, the LINK-E BOX will be required. Please contact the technical-commercial office for more information.



Electrical Panels

p. 26-29



smart PRO

PRESSURIZATION - FILLING - EMPTYING - DRAINAGE
The panel that allows you to optimize at a low cost.

p. 30-33



smart PRO X

PRESSURIZATION - FILLING - EMPTYING - DRAINAGE
Smart Pro integrated with a convenient display.

p. 34-39



express PRO

PRESSURIZATION - FILLING - EMPTYING - DRAINAGE
The expression of completeness.

p. 40-43



drytek PRO

PRESSURIZATION - FILLING
The panel for dry running without sensors.

p. 44-47



easy

PRESSURIZATION - FILLING
The easiest Elentek panel to use.

p. 48-51



pluvio PRO

EMPTYING - DRAINAGE
The electrical panel for first rain systems.

p. 52-55



wastek PRO

EMPTYING - DRAINAGE

Ideal for installations in small sump pits.

p. 56-59



stardelta PRO

PRESSURIZATION - FILLING - EMPTYING - DRAINAGE

The powerful and reliable panel in any condition.

p. 60-63



reacto PRO

PRESSURIZATION - FILLING - EMPTYING - DRAINAGE

It combines completeness and versatility with the needs of the submersible pump.

p. 64-65



alarm panels

Related Products

p. 66-67

Spare cards

p. 70

Pressure transducer

p. 68

DROP Float Switches

p. 71

Colonnina E-KIOSK

p. 69

FLO Float Switches

p. 72

Collectors / Pressure switches

p. 70

Ball valves

p. 73

Booster base

smart PRO

EASE OF INSTALLATION



USER INTERFACE



SCALABILITY




VERSATILITY




Do you want to optimize at low cost? smart PRO

SMART PRO is the evolution of Elentek's best-selling electrical panel, suitable for both **clean water** and **wastewater** systems. Through new expansions and connections, the panel allows for a wide range of applications and enhances the plant's potential. Compact, very easy to install and program, even through an app, it facilitates the replacement of old panels already installed.



REMOVABLE
TERMINAL BLOCK



RS485
(Optional)



MODULAR
SCALABILITY



COMPETITIVE

The panel with multiple economically competitive applications



INTUITIVE

Maximum ease of setup and use



ANTI-SEIZURE

Pump unlocking function to prevent unwanted blockages



MAXIMUM CONTROL

Integrates the most comprehensive system protections

APPLICATIONS

✓ PRESSURIZATION

✓ FILLING

✓ EMPTYING

✓ DRAINAGE

CONNECTIVITY

WATER PRESENCE MODULE IN OIL CHAMBER

BMS MODULE WITH CLEAN CONTACTS

BLUETOOTH MODULE FOR APP

BACKUP BATTERY MODULE

RS485 MODBUS MODULE

LEVEL SENSOR MODULE

MAIN FEATURES

FUNCTIONS

- Front panel LED for status and alarm indication
- Operation buttons: AUTOMATIC - 0 (Standby) - MANUAL (Fixed or momentary)
- Self-test (anti-seize, can be excluded)
- Dry-run protection with: level probes/ float switches/ pressure switches
- Up to 4 command inputs: float switches/ pressure switches
- Thermal overload contacts with automatic reset (can be excluded)
- Input reversal (from normally open to normally closed)
- Self-holding for float switches (can be excluded)
- Selectable amperometric protection delay
- Automatic reset for minimum current alarm (can be excluded)
- Network return activation delay (can be excluded)
- Manual button operation (fixed or momentary)
- Provision for running capacitors for single-phase version (not included)

ADDITIONAL FUNCTIONS SMART PRO 2

- Motor alternation (can be excluded)
- Immediate motor swap in case of anomaly

VERSIONS

- Single-phase 100-240Vac 50/60Hz
- Three-phase 310-450Vac 50/60Hz

CONTROLS

- Electronic maximum current control with assisted calibration
- Electronic minimum current control (dry run) with assisted calibration
- Control of missing or incorrect phase sequence in power supply input (can be excluded)

ALARMS

- Alarms reported: voltage status, levels, motor overload, minimum motor current, motor thermal overload
- General alarm output contacts

PROTECTIONS

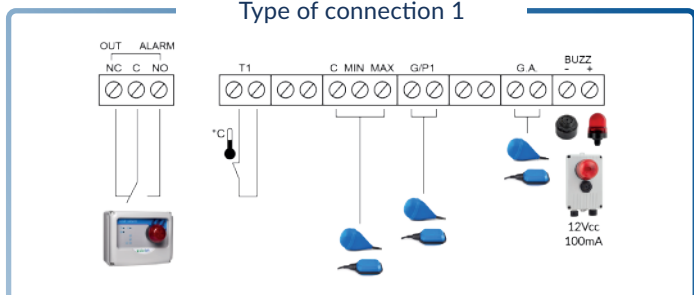
- Auxiliary and motor protection fuses
- Main disconnect switch with door lock (if provided)
- ABS enclosure, IP55

MODELS AND WIRING DIAGRAMS

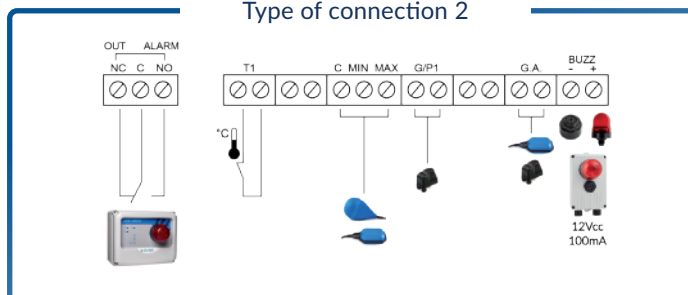
smart PRO 1

Code	Model	Voltage	Maximum power		Current		Box		W	Price
			Kw	Hp	Range	Max	Mod.	Material		
11015NB	SMART PRO 1-1~ without door lock	1~230 V	2,2	3	2-18 A	18 A	P1	Plastic	1.2	171,00
11015	SMART PRO 1-1~	1~230 V	2,2	3	2-18 A	18 A	P2	Plastic	1.5	204,00
11016	SMART PRO 1-3~/7,5	3~400 V	7,5	10	2-16 A	16 A	P2	Plastic	2.3	270,00
11017	SMART PRO 1-3~/11	3~400 V	11	15	16-25 A	25 A	P2	Plastic	2.5	299,00
11018	SMART PRO 1-3~/15	3~400 V	15	20	16-32 A	32 A	P2	Plastic	3	325,00

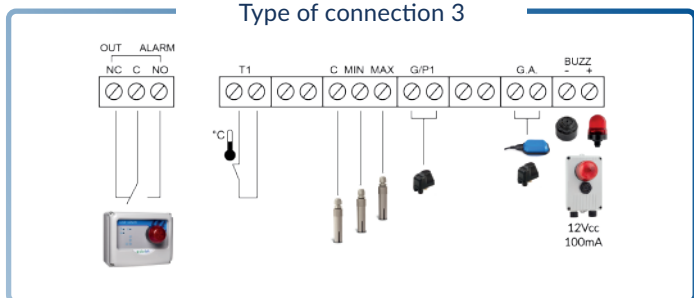
Type of connection 1



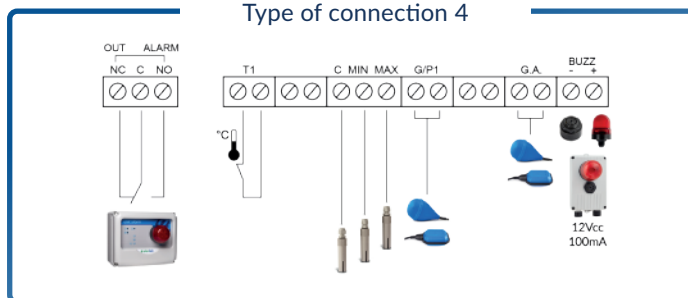
Type of connection 2



Type of connection 3



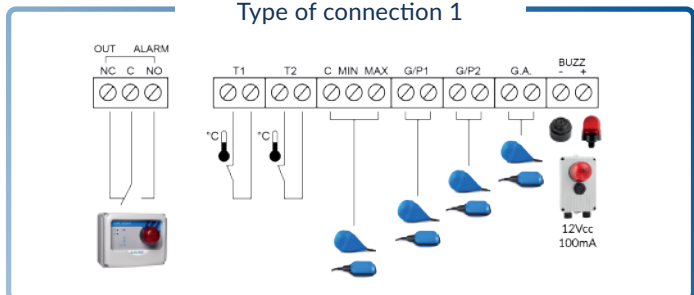
Type of connection 4



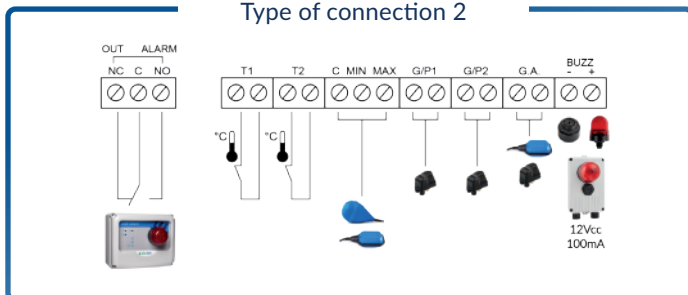
smart PRO 2

Code	Model	Voltage	Maximum power		Current		Box		W	Price
			Kw	Hp	Range	Max	Mod.	Material		
12015NB	SMART PRO 2-1~ without door lock	1~230 V	2,2	3	2-18 A	18 A	P1	Plastico	1.2	224,00
12015	SMART PRO 2-1~	1~230 V	2,2	3	2-18 A	18 A	P2	Plastico	1.5	229,00
12016	SMART PRO 2-3~/7,5	3~400 V	7,5	10	2-16 A	16 A	P2	Plastico	2.5	334,00
12017	SMART PRO 2-3~/11	3~400 V	11	15	16-25 A	25 A	P3	Plastico	3	502,00
12018	SMART PRO 2-3~/15	3~400 V	15	20	16-32 A	32 A	P3	Plastico	3.5	592,00

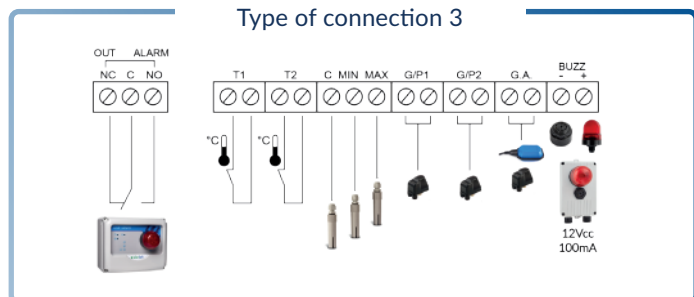
Type of connection 1



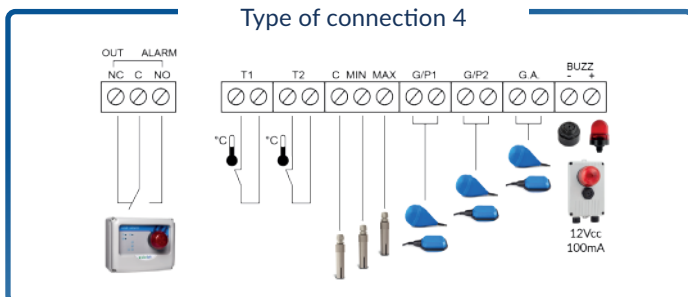
Type of connection 2



Type of connection 3



Type of connection 4




ACCESSORIES

Code	Model	Description	€
98007	K3SL	Kit of 3 level probes (electrodes)	34,00
99050	PM/5	Pressure switch 1-5 bar	18,00
99051	PM/12	Pressure switch 3-12 bar	22,00
98003.012	AA-12Vdc	90 dB 12Vdc acoustic alarm	57,00
98004.012	LL-12Vac/dc	12V AC/DC flashing alarm lamp	97,00
98022	FE	Emergency stop button	37,00
98029	DT	Daily mechanical timer	110,00
98030	WT	Digital weekly timer	159,00
98032	TPL	Pause/work timer	106,00
98033	CI24Vac	External 24Vac command for activation/turn off of load	34,00
98033A	CI230Vac	External 230Vac command for activation/turn off of load	34,00



EXPANSIONS

Code	Model	Description	€
98102	PRO-XPS	PROXPS RS485 Modbus module	66,00
98103*	PRO-SL	PRO-SL level sensor module	155,00
98104*	PRO-H2O	PRO-SL H2O water presence module in oil chamber	109,00
98105*	PRO-6DO	BMS module with clean contacts	88,00
98106	PRO-DBT	PRODBT backup battery module	133,00
98107	PRO-BT	Bluetooth module for App PROXPS-BT	76,00



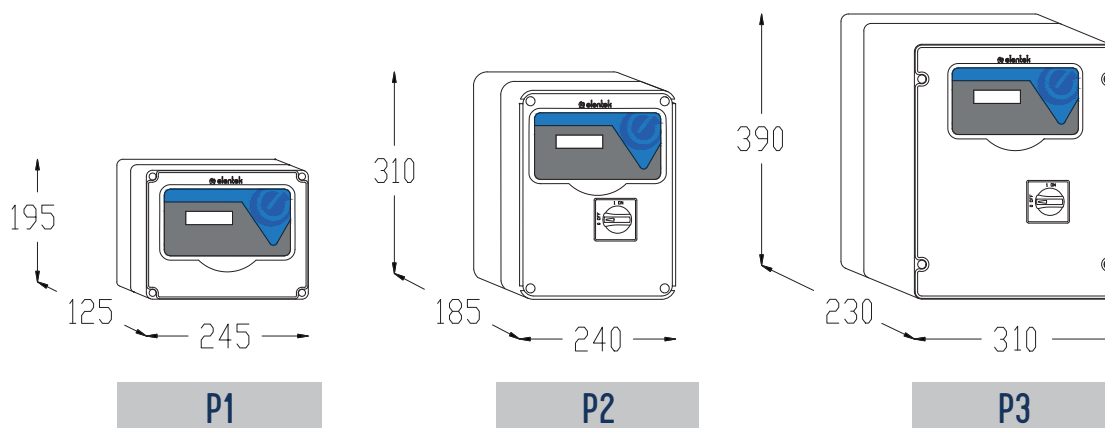
*It is possible to choose only one between the expansions: 98103 / 98104 / 98105

RELATED PRODUCTS

Code	Model	Description	€
99034	FLO 10	Neoprene cable float, 10 m length	41,00
99036	DROP 10	Variable tilt float with neoprene cable, 10 m length	73,00
99039	SHELL	Polypropylene counterweight for floats	5,00
01503	FLASH 12	Acoustic/visual alarm panel	125,00
01500	UNIT ALARM 1	Acoustic alarm panel with backup battery	160,00
01501	UNIT ALARM 2	Acoustic/visual alarm panel with backup battery	250,00
01502	UNIT ALARM GSM	Acoustic/visual alarm panel with backup battery and GSM kit	707,00
97007	E-KIOSK	Polyethylene panel stand	494,00
pag. 72	MANIFOLD	Stainless steel collectors	pag. 72
99009	BASE FULL	Base for pressure groups with 2 horizontal and vertical pumps	164,00



DIMENSIONS



smart PRO X

EASE OF INSTALLATION



USER INTERFACE



SCALABILITY




VERSATILITY




Does the smart pro not suffice? smart PRO X

The practical display, through which it is possible to view the operating data of the connected motor, distinguishes **SMART PRO X**.

Through new expansions and connections, the panel allows for a wide range of applications and increases the plant's potential. Compact, very easy to install and program, even via app, it facilitates the replacement of old panels already installed.



REMOVABLE
TERMINAL BLOCK



RS485
(Optional)



MODULAR
SCALABILITY



COMPETITIVE

The panel with multiple economically competitive applications



EVEN MORE INTUITIVE

The display makes everything even simpler and faster.



MULTILINGUAL

Ability to choose from 4 languages on the display



MAXIMUM CONTROL

Integrates the most comprehensive system protections.

APPLICATIONS

✓ PRESSURIZATION

✓ FILLING

✓ EMPTYING

✓ DRAINAGE

CONNECTIVITY

WATER PRESENCE MODULE IN OIL CHAMBER

BMS MODULE WITH CLEAN CONTACTS

BLUETOOTH MODULE FOR APP

BACKUP BATTERY MODULE

RS485 MODBUS MODULE

LEVEL SENSOR MODULE

MAIN FEATURES

FUNCTIONS

- LCD display for viewing: voltage, current, operating hours, number of starts, motor status, and alarms
- Operation buttons: AUTOMATIC - 0 (standby) - MANUAL (fixed or momentary)
- Language settings (Italian, English, French, Spanish, German)
- Anti-seize self-test (can be excluded)
- Dry-run protection with: level probes/float switches/pressure switches
- Up to 4 command inputs: float switches/pressure switches
- Thermal overload contacts with automatic reset (can be excluded)
- Input reversal (from normally open to normally closed)
- Self-holding for float switches (can be excluded)
- Selectable amperometric protection delay
- Automatic reset for minimum current alarm (can be excluded)
- Network return activation delay (can be excluded)
- Manual button operation (fixed or momentary)
- Provision for running capacitors for single-phase version (not included)

ADDITIONAL FUNCTIONS SMART PRO X 2

- Motor alternation (can be excluded)
- Immediate motor swap in case of anomaly

VERSIONS

- Single-phase version 100-240Vac 50/60Hz
- Three-phase version 310-450Vac 50/60Hz
- Three-phase 310-450Vac 50/60Hz

CONTROLS

- Electronic minimum and maximum voltage control
- Electronic maximum current control with assisted calibration
- Electronic minimum current control (dry run) with assisted calibration
- Control of missing or incorrect phase sequence in power supply input (can be excluded)

ALARMS

- Alarms reported: voltage status, levels, motor overload, minimum motor current, motor thermal overload
- General alarm output contacts

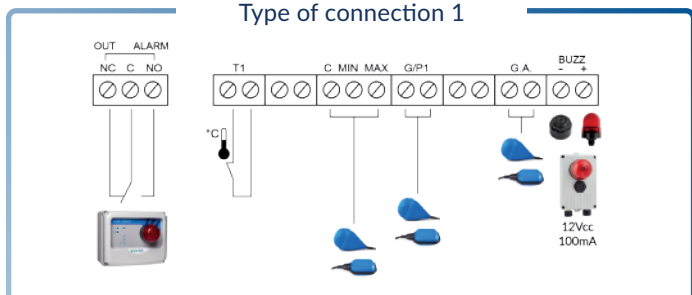
PROTECTIONS

- Auxiliary and motor protection fuses
- Main disconnect switch with door lock (if provided)
- ABS enclosure, IP55

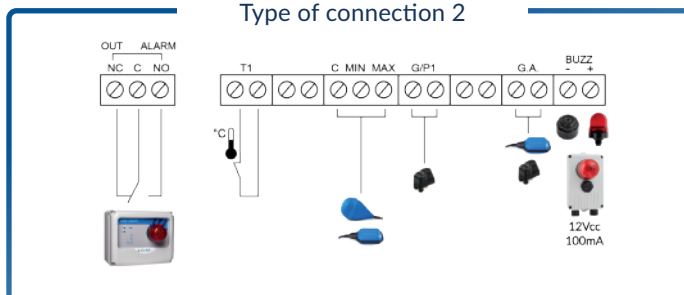
smart PRO X 1

Code	Model	Voltage	Maximum power		Current		Box		W	Price
			Kw	Hp	Range	Max	Mod.	Material		
11015XNB	SMART PRO X 1-1~ without door lock	1~230 V	2,2	3	0-18 A	18 A	P1	Plastic	1.2	196,00
11015X	SMART PRO X 1-1~	1~230 V	2,2	3	0-18 A	18 A	P2	Plastic	1.5	229,00
11016X	SMART PRO X 1-3~/7,5	3~400 V	7,5	10	0-18 A	18 A	P2	Plastic	2.5	294,00
11017X	SMART PRO X 1-3~/11	3~400 V	11	15	16-25 A	25 A	P2	Plastic	2.5	322,00
11018X	SMART PRO X 1-3~/15	3~400 V	15	20	16-32 A	32 A	P2	Plastic	3	343,00

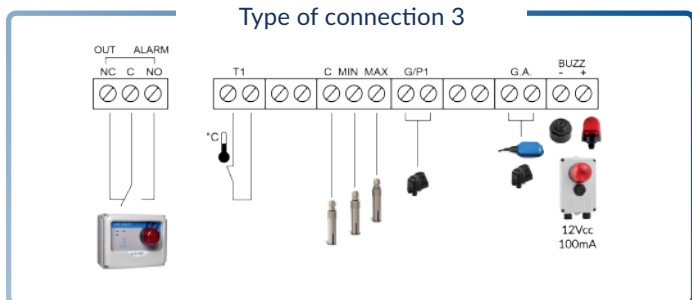
Type of connection 1



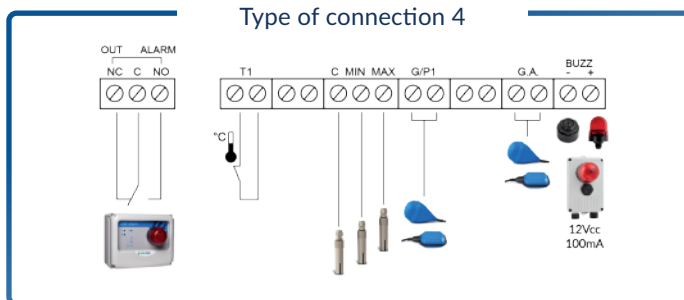
Type of connection 2



Type of connection 3



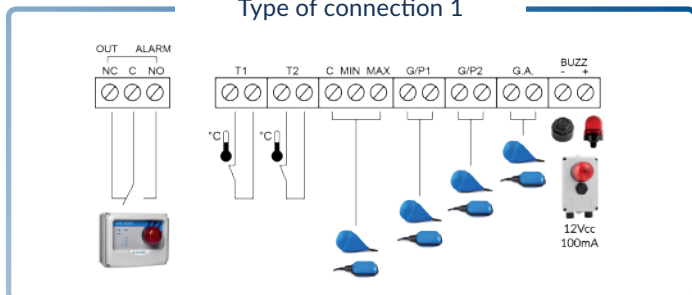
Type of connection 4



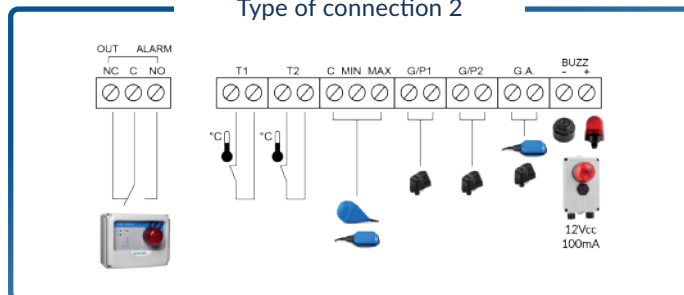
smart PRO X 2

Code	Model	Voltage	Maximum power		Current		Box		W	Price
			Kw	Hp	Range	Max	Mod.	Material		
12015XNB	SMART PRO X 2-1~ without door lock	1~230 V	2,2	3	0-18 A	18 A	P1	Plastic	1.2	224,00
12015X	SMART PRO X 2-1~	1~230 V	2,2	3	0-18 A	18 A	P2	Plastic	1.5	257,00
12016X	SMART PRO X 2-3~/7,5	3~400 V	7,5	10	0-16 A	16 A	P2	Plastic	2.5	357,00
12017X	SMART PRO X 2-3~/11	3~400 V	11	15	16-25 A	25 A	P3	Plastic	3	510,00
12018X	SMART PRO X 2-3~/15	3~400 V	15	20	16-32 A	32 A	P3	Plastic	3.5	607,00

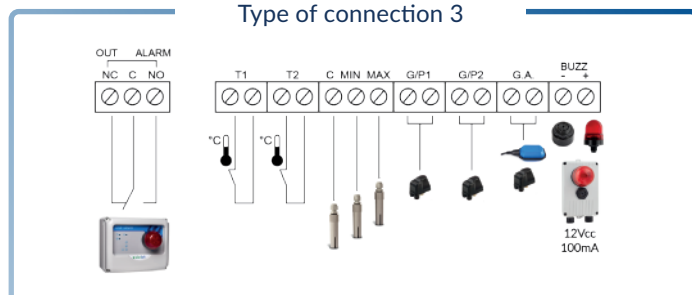
Type of connection 1



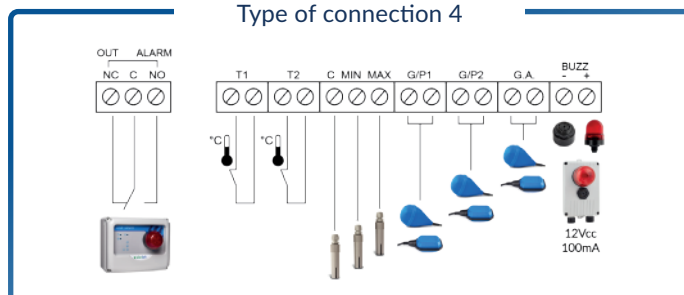
Type of connection 2



Type of connection 3



Type of connection 4




ACCESSORIES

Code	Model	Description	€
98007	K3SL	Kit of 3 level probes (electrodes)	34,00
99050	PM/5	Pressure switch 1-5 bar	18,00
99051	PM/12	Pressure switch 3-12 bar	22,00
98003.012	AA-12Vdc	90 dB 12Vdc acoustic alarm	57,00
98004.012	LL-12Vac/dc	12V AC/DC flashing alarm lamp	97,00
98022	FE	Emergency stop button	37,00
98029	DT	Daily mechanical timer	110,00
98030	WT	Digital weekly timer	159,00
98032	TPL	Pause/work timer	106,00
98033	CI24Vac	External 24Vac command for activation/turn off of load	34,00
98033A	CI230Vac	External 230Vac command for activation/turn off of load	34,00



EXPANSIONS

Codice	Modello	Descrizione	€
98102	PRO-XPS	PROXPS RS485 Modbus module	66,00
98103*	PRO-SL	PRO-SL level sensor module	155,00
98104*	PRO-H2O	PRO-SL H2O water presence module in oil chamber	109,00
98105*	PRO-6DO	BMS module with clean contacts	88,00
98106	PRO-DBT	PRODBT backup battery module	133,00
98107	PRO-BT	Bluetooth module for App PROXPS-BT	76,00



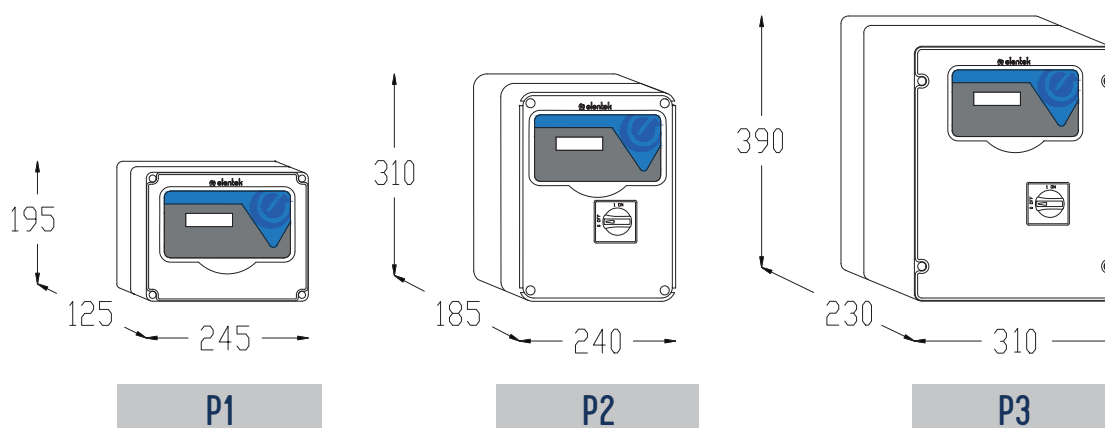
*It is possible to choose only one between the expansions: 98103 / 98104 / 98105

RELATED PRODUCTS

Code	Model	Description	€
99034	FLO 10	Neoprene cable float, 10 m length	41,00
99036	DROP 10	Variable tilt float with neoprene cable, 10 m length	73,00
99039	SHELL	Polypropylene counterweight for floats	5,00
01503	FLASH 12	Acoustic/visual alarm panel	125,00
01500	UNIT ALARM 1	Acoustic alarm panel with backup battery	160,00
01501	UNIT ALARM 2	Acoustic/visual alarm panel with backup battery	250,00
01502	UNIT ALARM GSM	Acoustic/visual alarm panel with backup battery and GSM kit	707,00
97007	E-KIOSK	Polyethylene panel stand	494,00
pag. 72	MANIFOLD	Stainless steel collectors	pag. 72
99009	BASE FULL	Base for pressure groups with 2 horizontal and vertical pumps	164,00



DIMENSIONS



express PRO

EASE OF INSTALLATION



USER INTERFACE



SCALABILITY



VERSATILITY




The expression of completeness? express PRO

EXPRESS PRO confirms itself, even in this new version, as the most complete, versatile, and practical panel in the Elentek range.


With its simple and intuitive user interface, the **6 preset modes of use**, and the many applications, Express Pro has further evolved with additional options for connectivity, control, and expandability.



ALARM
HISTORY



RS485
(Optional)



MODULAR
SCALABILITY



FLEXIBLE

Further application possibilities also thanks to the analog input



ALWAYS PRESENT

Thanks to the multilingual display, every operation is displayed



ANTI-SEIZURE

Customizable programming to prevent unwanted blockages



MAXIMUM MODULARITY

System expandable up to 4 pumps

APPLICATIONS

✓ PRESSURIZATION

✓ FILLING

✓ EMPTYING

✓ DRAINAGE

CONNECTIVITY

WATER PRESENCE MODULE IN OIL CHAMBER

BMS MODULE WITH CLEAN CONTACTS

BLUETOOTH MODULE FOR APP

BACKUP BATTERY MODULE

RS485 MODBUS MODULE

LEVEL SENSOR MODULE

MAIN FEATURES

FUNCTIONS

- LCD display for viewing and programming: voltage, current, power factor, operating hours, number of starts, motor status, alarms, analog signal, and thresholds
- Operation buttons: AUTOMATIC - 0 (standby) - MANUAL (fixed or momentary)
- Language settings (Italian, English, French, Spanish, German)
- Anti-seize self-test (programmable)
- Dry-run protection with: level probes/float switches/pressure switches and minimum current
- Up to 6 command inputs: float switches/pressure switches
- Input for analog signal 4-20 mA or 0-10V
- Units of measurement for analog signal: cm – m – bar
- Emergency start and stop inputs with analog signal operation mode (can be excluded)
- Thermal overload contacts with automatic reset (can be excluded)
- Input reversal (from normally open to normally closed)
- Automatic reset for minimum current alarm with 4 programmable delays
- Network return activation delay (can be excluded)
- Manual button operation (fixed or momentary)
- Provision for running capacitors for single-phase version (not included)

ADDITIONAL FUNCTIONS EXPRESS PRO 2-3-4

- Motor alternation (can be excluded)
- Immediate motor swap in case of anomaly

VERSIONS

- Single-phase version 100-240Vac 50/60Hz
- Three-phase version 310-450Vac 50/60Hz

CONTROLS

- Electronic minimum and maximum voltage control
- Electronic maximum motor current control
- Electronic minimum motor current control (dry run)
- Control of missing or incorrect phase sequence in power supply input (can be excluded)

ALARMS

- Alarms reported: voltage status, levels, motor overload, minimum current, motor thermal overload
- Alarm history
- Too many starts/hour alarm (settable)
- Alarm output contacts

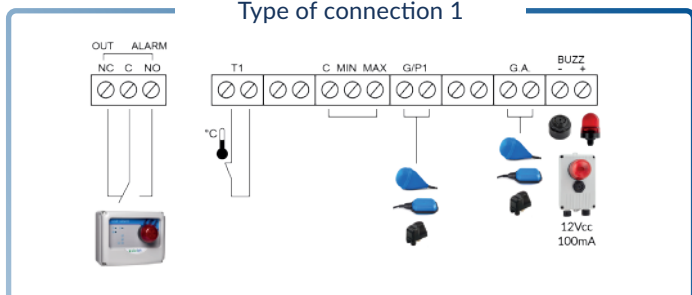
PROTECTIONS

- Auxiliary and motor protection fuses
- Main disconnect switch with door lock (if provided)
- ABS enclosure, IP55

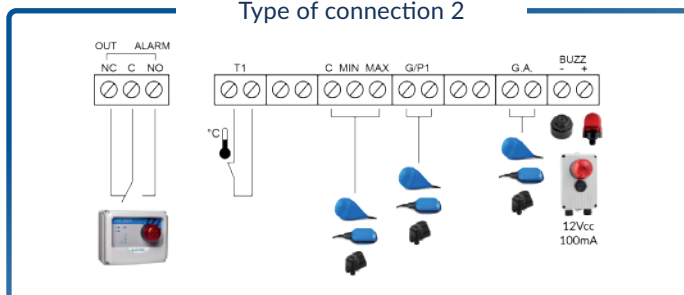
express PRO 1

Code	Model	Voltage	Maximum power		Current		Box		W	Price
			Kw	Hp	Range	Max	Mod.	Material		
11630NB	EXPRESS PRO 1-1~ without door lock	1~230 V	2,2	3	0-18 A	18 A	P1	Plastic	1.2	202,00
11630	EXPRESS PRO 1-1~	1~230 V	2,2	3	0-18 A	18 A	P2	Plastic	1.5	235,00
11633	EXPRESS PRO 1-3~/7,5	3~400 V	7,5	10	0-16 A	16 A	P2	Plastic	2.3	301,00
11634	EXPRESS PRO 1-3~/11	3~400 V	11	15	16-25 A	25 A	P2	Plastic	2.5	351,00
11635	EXPRESS PRO 1-3~/15	3~400 V	15	20	16-32 A	32 A	P2	Plastic	3	382,00

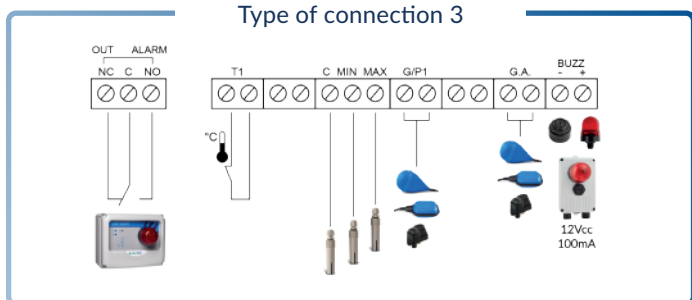
Type of connection 1



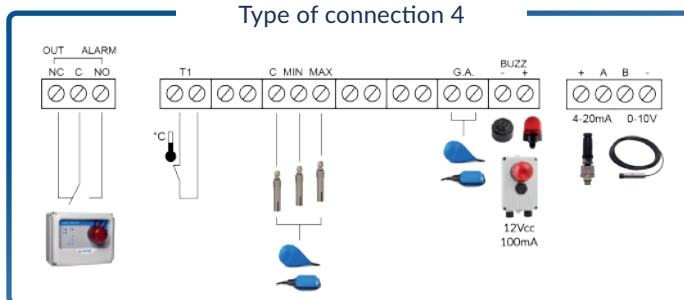
Type of connection 2



Type of connection 3



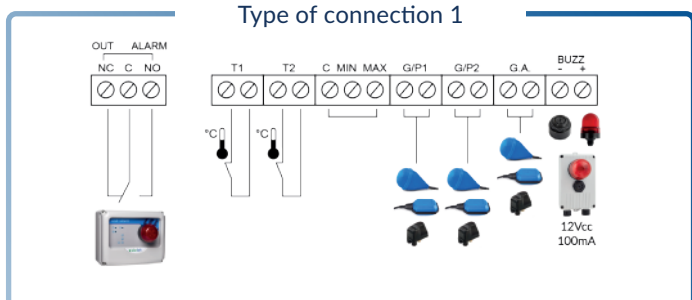
Type of connection 4



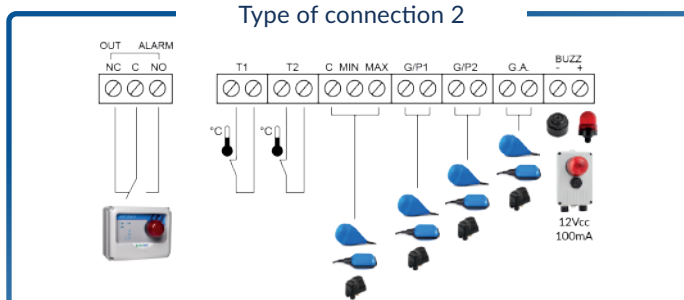
express PRO 2

Code	Model	Voltage	Maximum power		Current		Box		W	Price
			Kw	Hp	Range	Max	Mod.	Material		
12630NB	EXPRESS PRO 2-1~ without door lock	1~230 V	2,2	3	0-18 A	18 A	P1	Plastic	1.2	223,00
12630	EXPRESS PRO 2-1~	1~230 V	2,2	3	0-18 A	18 A	P2	Plastic	1.5	256,00
12633	EXPRESS PRO 2-3~/7,5	3~400 V	7,5	10	0-16 A	16 A	P2	Plastic	2.5	365,00
12634	EXPRESS PRO 2-3~/11	3~400 V	11	15	16-25 A	25 A	P3	Plastic	3	543,00
12635	EXPRESS PRO 2-3~/15	3~400 V	15	20	16-32 A	32 A	P3	Plastic	3.5	701,00

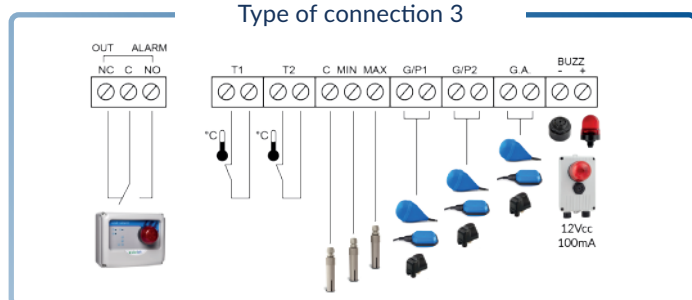
Type of connection 1



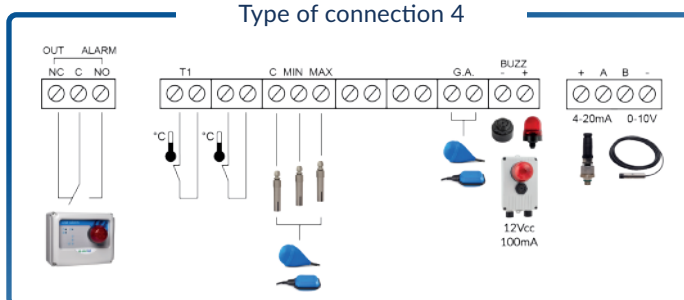
Type of connection 2



Type of connection 3



Type of connection 4




ACCESSORIES

Code	Model	Description	€
98007	K3SL	Kit of 3 level probes (electrodes)	34,00
99050	PM/5	Pressure switch 1-5 bar	18,00
99051	PM/12	Pressure switch 3-12 bar	22,00
98003.012	AA-12Vdc	90 dB 12Vdc acoustic alarm	57,00
98004.012	LL-12Vac/dc	12V AC/DC flashing alarm lamp	97,00
98022	FE	Emergency stop button	37,00
98029	DT	Daily mechanical timer	110,00
98030	WT	Digital weekly timer	159,00
98032	TPL	Pause/work timer	106,00
98033	CI24Vac	External 24Vac command for activation/turn off of load	34,00
98033A	CI230Vac	External 230Vac command for activation/turn off of load	34,00



EXPANSIONS

Code	Model	Description	€
98102	PRO-XPS	PROXPS RS485 Modbus module	66,00
98103*	PRO-SL	PRO-SL level sensor module	155,00
98104*	PRO-H2O	PRO-SL H2O water presence module in oil chamber	109,00
98105*	PRO-6DO	BMS module with clean contacts	88,00
98106	PRO-DBT	PRODBT backup battery module	133,00
98107	PRO-BT	Bluetooth module for App PROXPS-BT	76,00



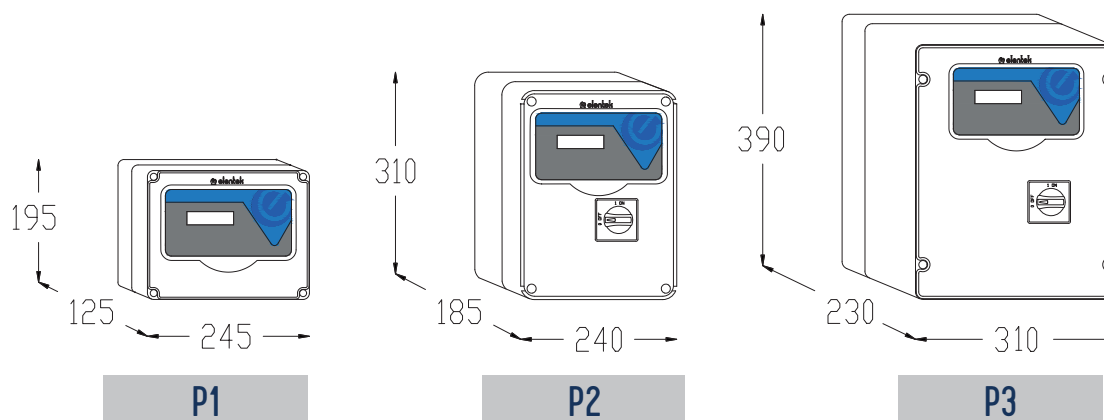
*It is possible to choose only one between the expansions: 98103 / 98104 / 98105

RELATED PRODUCTS

Code	Model	Description	€
99034	FLO 10	Neoprene cable float, 10 m length	41,00
99036	DROP 10	Variable tilt float with neoprene cable, 10 m length	73,00
99039	SHELL	Polypropylene counterweight for floats	5,00
01503	FLASH 12	Acoustic/visual alarm panel	125,00
01500	UNIT ALARM 1	Acoustic alarm panel with backup battery	160,00
01501	UNIT ALARM 2	Acoustic/visual alarm panel with backup battery	250,00
01502	UNIT ALARM GSM	Acoustic/visual alarm panel with backup battery and GSM kit	707,00
98044	TP010B	Pressure transducer 0-10Bar 4-20mA	129,00
98045	TP016B	Pressure transducer 0-16Bar 4-20mA	129,00
97007	E-KIOSK	Polyethylene panel stand	494,00
pag. 72	MANIFOLD	Stainless steel collectors	pag. 72
99009	BASE FULL	Base for pressure groups with 2 horizontal and vertical pumps	164,00



DIMENSIONS



MODELS

express PRO 3

Code	Model	Voltage	Maximum power		Current		Box		W	Price
			Kw	Hp	Range	Max	Mod.	Material	Kg.	€
13630	EXPRESS PRO 3-1~	1~230 V	2,2	3	0-18 A	18 A	P3	Plastic	5	621,00
13633	EXPRESS PRO 3-3~/7,5	3~400 V	7,5	10	0-18 A	18 A	M1	Metallic	15	1.056,00
13634	EXPRESS PRO 3-3~/11	3~400 V	11	15	16-25 A	25 A	M1	Metallic	15	1.123,00
13635	EXPRESS PRO 3-3~/15	3~400 V	15	20	16-32 A	32 A	M1	Metallic	15	1.259,00

express PRO 4

Code	Model	Voltage	Maximum power		Current		Box		W	Price
			Kw	Hp	Range	Max	Mod.	Material	Kg.	€
14630	EXPRESS PRO 4-1~	1~230 V	2,2	3	0-18 A	18 A	P3	Plastic	20	758,00
14633	EXPRESS PRO 4-3~/7,5	3~400 V	7,5	10	0-18 A	18 A	M3	Metallic	25	1.283,00
14634	EXPRESS PRO 4-3~/11	3~400 V	11	15	16-25 A	25 A	M3	Metallic	25	1.458,00
14635	EXPRESS PRO 4-3~/15	3~400 V	15	20	16-32 A	32 A	M3	Metallic	25	1.757,00


ACCESSORIES

Code	Model	Description	€
98007	K3SL	Kit of 3 level probes (electrodes)	34,00
99050	PM/5	Pressure switch 1-5 bar	18,00
99051	PM/12	Pressure switch 3-12 bar	22,00
98003.012	AA-12Vdc	90 dB 12Vdc acoustic alarm	57,00
98004.012	LL-12Vac/dc	12V AC/DC flashing alarm lamp	97,00
98022	FE	Emergency stop button	37,00
98029	DT	Daily mechanical timer	110,00
98030	WT	Digital weekly timer	159,00
98032	TPL	Pause/work timer	106,00
98033	CI24Vac	External 24Vac command for activation/turn off of load	34,00
98033A	CI230Vac	External 230Vac command for activation/turn off of load	34,00



EXPANSIONS

Code	Model	Description	€
98102	PRO-XPS	PROXPS RS485 Modbus module	66,00
98103*	PRO-SL	PRO-SL level sensor module	155,00
98104*	PRO-H2O	PRO-SL H2O water presence module in oil chamber	109,00
98105*	PRO-6DO	BMS module with clean contacts	88,00
98106	PRO-DBT	PRODBT backup battery module	133,00
98107	PRO-BT	Bluetooth module for App PROXPS-BT	76,00



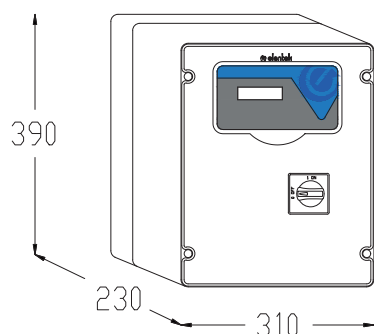
*It is possible to choose only one between the expansions: 98103 / 98104 / 98105

RELATED PRODUCTS

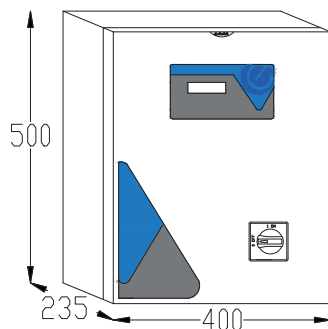
Code	Model	Description	€
99034	FLO 10	Neoprene cable float, 10 m length	41,00
99036	DROP 10	Variable tilt float with neoprene cable, 10 m length	73,00
99039	SHELL	Polypropylene counterweight for floats	5,00
01503	FLASH 12	Acoustic/visual alarm panel	125,00
01500	UNIT ALARM 1	Acoustic alarm panel with backup battery	160,00
01501	UNIT ALARM 2	Acoustic/visual alarm panel with backup battery	250,00
01502	UNIT ALARM GSM	Acoustic/visual alarm panel with backup battery and GSM kit	707,00
98044	TP010B	Pressure transducer 0-10Bar 4-20mA	129,00
98045	TP016B	Pressure transducer 0-16Bar 4-20mA	129,00
97007	E-KIOSK	Polyethylene panel stand	494,00
pag. 72	MANIFOLD	Stainless steel collectors	pag. 72
99009	BASE FULL	Base for pressure groups with 2 horizontal and vertical pumps	164,00



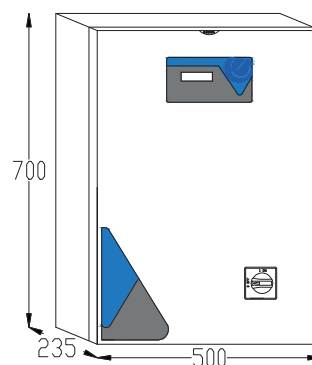
DIMENSIONS



P3



M1



M3

drytek PRO

EASE OF INSTALLATION



USER INTERFACE



SCALABILITY



VERSATILITY




The panel for dry run without probes? drytek

DRYTEK PRO protects the pump from dry running by using the cos-fi control integrated into the microprocessor. Thanks to the display and available expansions, it helps **save installation time** and reduces maintenance costs.



UNIQUE APP



RS485
(Optional)



COS-FI



COS-FI CONTROL

Dry run protection without the use of level probes



MULTIFUNCTION DISPLAY

Viewing and programming of parameters from the multilingual LCD display



SCHEDULED STARTS

Programmable restart times for reactivation from dry run



RELIABLE

Integrates accurate protection systems

APPLICATIONS

PRESSURIZATION

FILLING

EMPTYING

DRAINAGE

CONNECTIVITY

BMS MODULE WITH CLEAN CONTACTS

BLUETOOTH MODULE FOR APP

RS485 MODBUS MODULE

MAIN FEATURES

FUNCTIONS

- LCD display for viewing: voltage, current, cos-fi, operating hours, number of starts, motor status, and alarms
- Operation buttons: AUTOMATIC - 0 (standby) - MANUAL (fixed or momentary)
- Language settings (Italian, English, French, Spanish, German)
- Anti-seize self-test (programmable)
- Dry run protection with COS-FI
- Up to 4 command inputs: level probes/float switches/pressure switches
- Thermal overload contacts with automatic reset (can be excluded)
- Input reversal (from normally open to normally closed)
- Automatic reset for minimum cos-fi alarm with 4 programmable delays
- Manual button operation (fixed or momentary)
- Provision for running capacitors for single-phase version (not included)

ADDITIONAL FUNCTIONS DRYTEK PRO 2

- Motor alternation (can be excluded)
- Immediate motor swap in case of anomaly

VERSIONS

- Single-phase version 100-240Vac 50/60Hz
- Three-phase version 310-450Vac 50/60Hz

CONTROLS

- Electronic minimum and maximum voltage control
- Electronic maximum motor current control
- Dry run control via cos-fi
- Control of missing or incorrect phase sequence in power supply input (can be excluded)

ALARMS

- Alarms reported: voltage status, levels, motor overload, minimum cos-fi, motor thermal overload
- Alarm output contacts

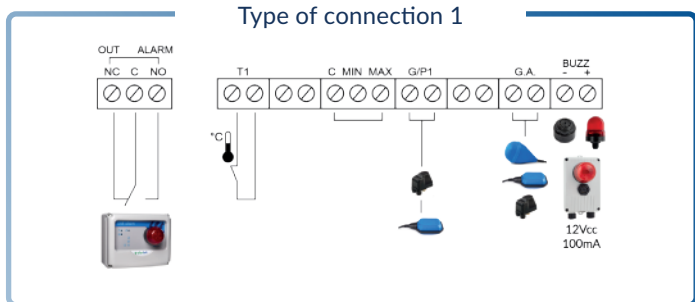
PROTECTIONS

- Auxiliary and motor protection fuses
- Main disconnect switch with door lock (if provided)
- ABS enclosure, IP55

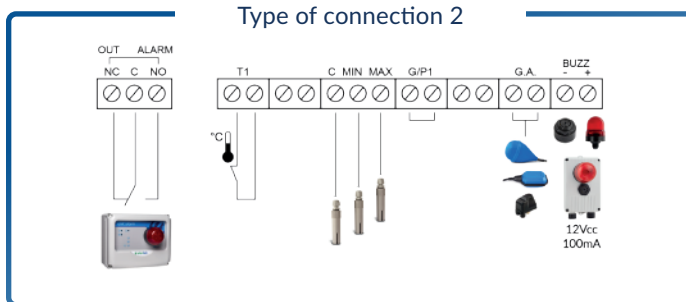
drytek PRO 1

Code	Model	Voltage	Maximum power		Current		Box		W	Price
			Kw	Hp	Range	Max	Mod.	Material		
11001NB	DRYTEK PRO 1-1~ without door lock	1~230 V	2,2	3	0-18 A	18 A	P1	Plastic	1.2	202,00
11001	DRYTEK PRO 1-1~	1~230 V	2,2	3	0-18 A	18 A	P2	Plastic	1.5	235,00
11004	DRYTEK PRO 1-3~/7,5	3~400 V	7,5	10	0-16 A	16 A	P2	Plastic	2.3	301,00
11005	DRYTEK PRO 1-3~/11	3~400 V	11	15	0-25 A	25 A	P2	Plastic	2.5	351,00
11006	DRYTEK PRO 1-3~/15	3~400 V	15	20	0-32 A	32 A	P2	Plastic	3	392,00

Type of connection 1



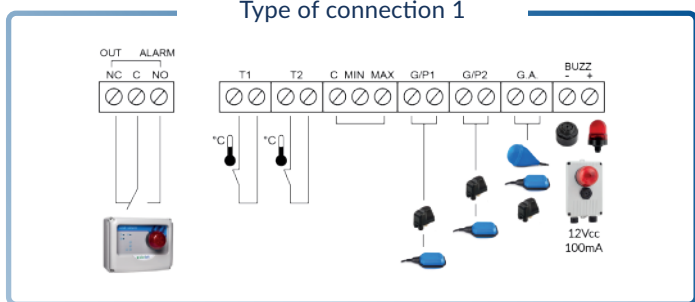
Type of connection 2



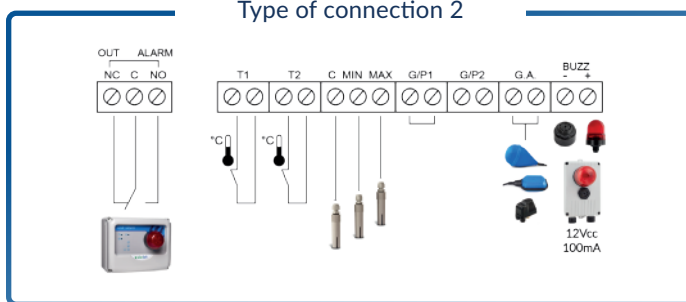
drytek PRO 2

Code	Model	Voltage	Maximum power		Current		Box		W	Price
			Kw	Hp	Range	Max	Mod.	Material		
12001NB	DRYTEK PRO 2-1~ without door lock	1~230 V	2,2	3	0-18 A	18 A	P1	Plastic	1.2	230,00
12001	DRYTEK PRO 2-1~	1~230 V	2,2	3	0-18 A	18 A	P2	Plastic	1.5	263,00
12004	DRYTEK PRO 2-3~/7,5	3~400 V	7,5	10	0-16 A	16 A	P2	Plastic	2.5	384,00
12005	DRYTEK PRO 2-3~/11	3~400 V	11	15	0-25 A	25 A	P2	Plastic	3	535,00
12006	DRYTEK PRO 2-3~/15	3~400 V	15	20	0-32 A	32 A	P2	Plastic	3.5	624,00

Type of connection 1



Type of connection 2



ACCESSORIES


Code	Model	Description	€
98007	K3SL	Kit of 3 level probes (electrodes)	34,00
99050	PM/5	Pressure switch 1-5 bar	18,00
99051	PM/12	Pressure switch 3-12 bar	22,00
98003.012	AA-12Vdc	90 dB 12Vdc acoustic alarm	57,00
98004.012	LL-12Vac/dc	12V AC/DC flashing alarm lamp	97,00
98022	FE	Emergency stop button	37,00
98029	DT	Daily mechanical timer	110,00
98030	WT	Digital weekly timer	159,00
98032	TPL	Pause/work timer	106,00
98033	CI24Vac	External 24Vac command for activation/turn off of load	34,00
98033A	CI230Vac	External 230Vac command for activation/turn off of load	34,00



EXPANSIONS

Code	Model	Description	€
98102	PRO-XPS	PROXPS RS485 Modbus module	66,00
98103*	PRO-SL	PRO-SL level sensor module	155,00
98104*	PRO-H2O	PRO-SL H2O water presence module in oil chamber	109,00
98105*	PRO-6DO	BMS module with clean contacts	88,00
98106	PRO-DBT	PRODBT backup battery module	133,00
98107	PRO-BT	Bluetooth module for App PROXPS-BT	76,00

*It is possible to choose only one between the expansions: 98103 / 98104 / 98105.

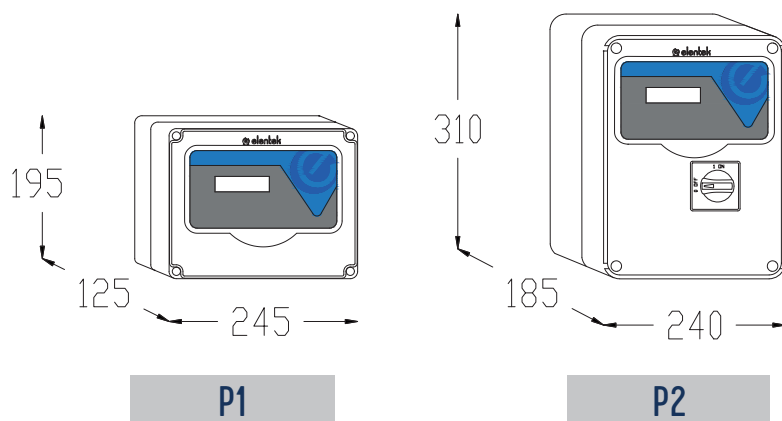


RELATED PRODUCTS

Code	Model	Description	€
99034	FLO 10	Neoprene cable float, 10 m length	41,00
99036	DROP 10	Variable tilt float with neoprene cable, 10 m length	73,00
99039	SHELL	Polypropylene counterweight for floats	5,00
01503	FLASH 12	Acoustic/visual alarm panel	125,00
01500	UNIT ALARM 1	Acoustic alarm panel with backup battery	160,00
01501	UNIT ALARM 2	Acoustic/visual alarm panel with backup battery	250,00
01502	UNIT ALARM GSM	Acoustic/visual alarm panel with backup battery and GSM kit	707,00
97007	E-KIOSK	Polyethylene panel stand	494,00
pag. 72	MANIFOLD	Stainless steel collectors	pag. 72



DIMENSIONS



easy

EASE OF INSTALLATION



USER INTERFACE



SCALABILITY



VERSATILITY



Let's make everything **easy**?

easy

EASY, the easiest panel from Elentek!

By pressing just one button, the panel self-learns and can start working. To monitor and fine-tune the parameters, Easy creates a local wireless network to **access it with a smartphone**. Control and protect, but do it simply with Easy.



ESSENTIAL

Thanks to self-learning, no programming is required



COMPACT

Compact size for specific requirements



CONNECTED

Proprietary Wi-Fi to connect to your device



PLUG-IN VERSION

Further simplifies installation

APPLICATIONS

PRESSURIZATION

FILLING

EMPTYING

DRAINAGE

CONNECTIVITY

WI-FI BLUETOOTH MODULE FOR APP/BROWSER

POWER SUPPLY PLUG

Motor power supply socket and 2 command input connectors [single-phase version only]

MAIN FEATURES

FUNCTIONS WITH SELF-LEARNING

- Front panel LED for status and alarm indication
- Operation buttons: AUTOMATIC - 0 (standby) - MANUAL
- Self-learning of motor electrical data
- Dry run protection with: level probes/float switches/pressure switches
- Up to 2 command inputs: level probes/float switches/pressure switches
- Manual button operation (fixed or momentary)
- Provision for running capacitors for single-phase version (not included)

ADDITIONAL FUNCTIONS WITH WI-FI CONNECTION

- Language selection for interface: Italian/English/French/German/Spanish
- Display of motor power consumption, operating hours, and number of motor starts (resettable)
- Electronic minimum current control (dry run)
- Automatic reset for minimum current alarm with programmable delays
- Selection of delay time for activation of minimum/maximum current alarms at motor start
- Setting and alarm for too many starts/hour
- Enable alarm signal for level from probes

VERSIONS

- Single-phase version 100-240Vac 50/60Hz
- Three-phase version 310-450Vac 50/60Hz

CONTROLS

- Electronic maximum current control
- Electronic minimum current control (dry run)
- Control of missing or incorrect phase sequence in power supply input

ALARMS

- Alarms reported: voltage status, levels, motor overload, minimum motor current, and high board temperature
- General alarm output contacts

PROTECTIONS

- Auxiliary and motor protection fuses
- ABS enclosure, IP55

EASY PLUG-IN VERSION

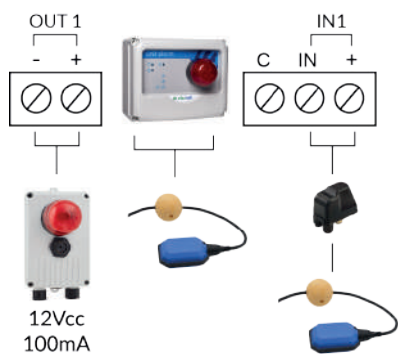
- Complete with: power supply plug, motor power supply socket, and 2 command connectors (e.g., float switches, pressure switches, and/or probes)

MODELS AND WIRING DIAGRAMS

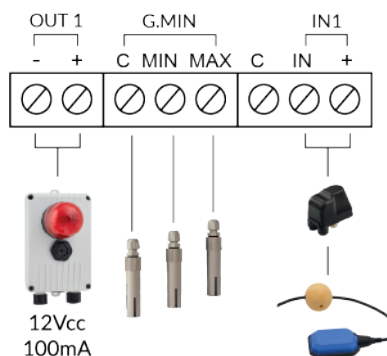
easy

Code	Model	Voltage	Maximum power		Current		Box		W	Price
			Kw	Hp	Range	Max	Mod.	Material	Kg.	€
01820P	EASY-1~ PLUG-IN	1~230 V	2,2	3	0-18 A	18 A	P1	Plastic	1	260,00
01820	EASY-1~	1~230 V	2,2	3	0-18 A	18 A	P1	Plastic	0.8	129,00
01821	EASY-3~/7,5	3~400 V	7,5	10	0-18 A	18 A	P1	Plastic	1	201,00
01822	EASY-3~/11	3~400 V	11	15	0-25 A	25 A	P1	Plastic	1	227,00
01823	EASY-3~/15	3~400 V	15	20	0-32 A	32 A	P1	Plastic	1	299,00

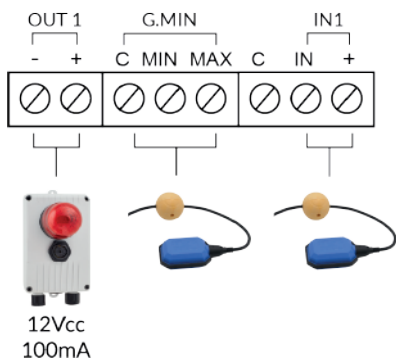
Type of connection 1



Type of connection 2



Type of connection 3



ACCESSORIES

Code	Model	Description	€
98007	K3SL	Kit of 3 level probes (electrodes)	34,00
99050	PM/5	Pressure switch 1-5 bar	18,00
99051	PM/12	Pressure switch 3-12 bar	22,00

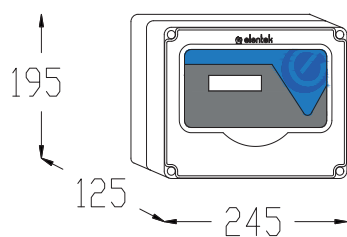


RELATED PRODUCTS

Code	Model	Description	€
99034	FLO 10	Neoprene cable float, 10 m length	41,00
99036	DROP 10	Variable tilt float with neoprene cable, 10 m length	73,00
99039	SHELL	Polypropylene counterweight for floats	5,00
01503	FLASH 12	Acoustic/visual alarm panel	125,00
01500	UNIT ALARM 1	Acoustic alarm panel with backup battery	160,00
01501	UNIT ALARM 2	Acoustic/visual alarm panel with backup battery	250,00
01502	UNIT ALARM GSM	Acoustic/visual alarm panel with backup battery and GSM kit	707,00
pag. 72	MANIFOLD	Stainless steel collectors	pag. 72



DIMENSIONS



P1

easy PLUG IN

The **EASY** electrical panel is also offered in the **PLUG-IN** version, providing an even more equipped and ready-to-install solution. EASY PLUG-IN comes complete with: power supply plug, motor power supply socket, and 2 connectors for commands (e.g., float switches, pressure switches, and/or probes).



pluvio PRO

EASE OF INSTALLATION



USER INTERFACE



SCALABILITY




VERSATILITY




Do you want to start the drainage pump at the right time? **pluvio**

The drainage of the collection tank before rainfall is guaranteed by **PLUVIO**, Elentek's electronic panel specifically designed for this type of system. At the end of the weather event, the **rain sensor** connected to the panel will start the drainage pump after the set time has passed. Compact, economical, and very easy to install and program, Pluvio facilitates the replacement of old panels already installed.



RAIN
SENSOR



RS485
(Optional)



MODULAR
SCALABILITY



TARGETED

The panel specific for "first rain" systems



INTUITIVE

Maximum ease of setup and use



COMPLETE

Supplied with rain sensor as standard



MAXIMUM CONTROL

Integrates the most comprehensive system protections

APPLICATIONS

PRESSURIZATION

FILLING

EMPTYING

DRAINAGE

CONNECTIVITY

BMS MODULE WITH CLEAN CONTACTS

BLUETOOTH MODULE FOR APP

RS485 MODBUS MODULE

MAIN FEATURES

FUNCTIONS

- Front panel LED for status and alarm indication
- Operation buttons: AUTOMATIC - 0 (standby) - MANUAL (fixed or momentary)
- Motor alternation PLUVIO PRO 2 (can be excluded)
- Immediate motor swap in case of anomaly PLUVIO PRO 2
- Dry-run protection with: level probes/float switches
- Up to 4 command inputs: float switches
- Thermal overload contacts with automatic reset (can be excluded)
- Selectable amperometric protection delay
- Automatic reset for minimum current alarm (can be excluded)
- Network return activation delay (can be excluded)
- Manual button operation (fixed or momentary)
- Provision for running capacitors for single-phase version (not included)
- Programmable delay timer for system activation after the end of the weather event
- Rain sensor

ADDITIONAL FUNCTIONS PLUVIO PRO 2

- Motor alternation (can be excluded)
- Immediate motor swap in case of anomaly

VERSIONS

- Single-phase version 100-240Vac 50/60Hz
- Three-phase version 310-450Vac 50/60Hz

CONTROLLI

- Electronic maximum current control with assisted calibration
- Electronic minimum current control (dry run) with assisted calibration
- Control of missing or incorrect phase sequence in power supply input (can be excluded)

ALARMS

- Alarms reported: voltage status, levels, motor overload, minimum motor current, motor thermal overload
- General alarm output contacts

PROTECTIONS

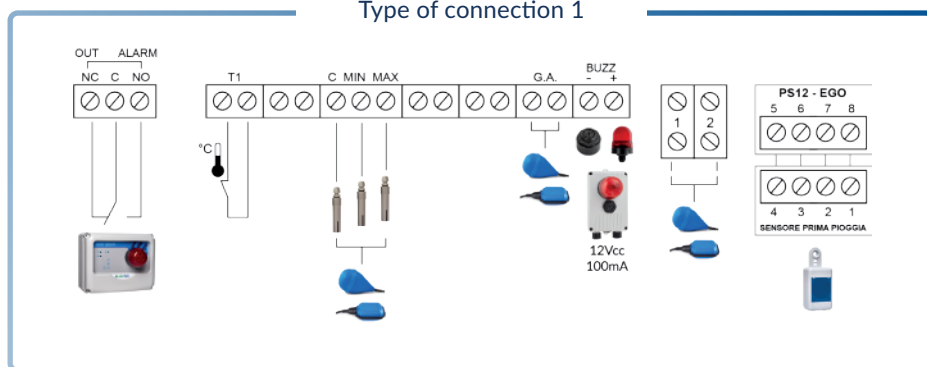
- Auxiliary and motor protection fuses
- Main disconnect switch with door lock (if provided)
- ABS enclosure, IP55

MODELS AND WIRING DIAGRAMS

pluvio PRO 1

Code	Model	Voltage	Maximum power		Current		Box		W	Price
			Kw	Hp	Range	Max	Mod.	Material	Kg.	€
11170NB	PLUVIO PRO 1-1~ without door lock	1~230 V	2,2	3	0-18 A	18 A	P1	Plastic	1.2	574,00
11170	PLUVIO PRO 1-1~	1~230 V	2,2	3	0-18 A	18 A	P2	Plastic	1.5	607,00
11173	PLUVIO PRO 1-3~/7,5	3~400 V	7,5	10	0-16 A	16 A	P2	Plastic	2.3	706,00
11174	PLUVIO PRO 1-3~/11	3~400 V	11	15	16-25 A	25 A	P2	Plastic	2.5	716,00
11175	PLUVIO PRO 1-3~/15	3~400 V	15	20	16-32 A	32 A	P2	Plastic	3	752,00

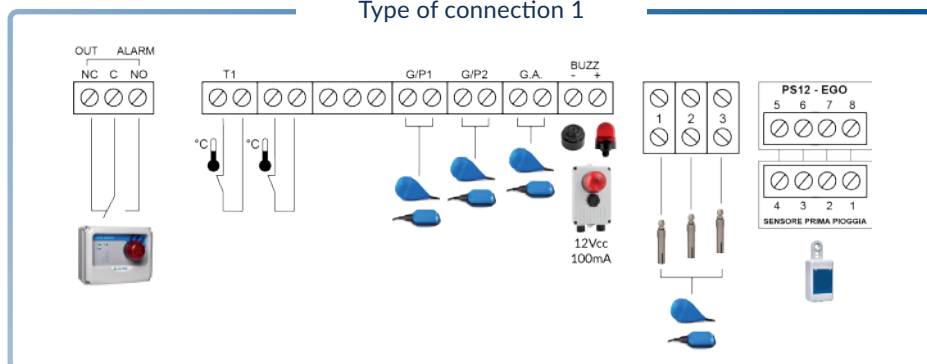
Type of connection 1



pluvio PRO 2

Code	Model	Voltage	Maximum power		Current		Box		W	Price
			Kw	Hp	Range	Max	Mod.	Material	Kg.	€
12170NB	PLUVIO PRO 2-1~ without door lock	1~230 V	2,2	3	0-18 A	18 A	P1	Plastic	1.2	606,00
12170	PLUVIO PRO 2-1~	1~230 V	2,2	3	0-18 A	18 A	P2	Plastic	1.5	639,00
12173	PLUVIO PRO 2-3~/7,5	3~400 V	7,5	10	0-16 A	16 A	P2	Plastic	2.5	819,00
12174	PLUVIO PRO 2-3~/11	3~400 V	11	15	16-25 A	25 A	P3	Plastic	3	902,00
12175	PLUVIO PRO 2-3~/15	3~400 V	15	20	16-32 A	32 A	P3	Plastic	3.5	984,00

Type of connection 1



ACCESSORIES


Code	Model	Description	€
98007	K3SL	Kit of 3 level probes (electrodes)	34,00
98003.012	AA-12Vdc	90 dB 12Vdc acoustic alarm	57,00
98004.012	LL-12Vac/dc	12V AC/DC flashing alarm lamp	97,00



EXPANSIONS

Code	Model	Description	€
98102	PRO-XPS	PROXPS RS485 Modbus module	66,00
98103*	PRO-SL	PRO-SL level sensor module	155,00
98104*	PRO-H2O	PRO-SL H2O water presence module in oil chamber	109,00
98105*	PRO-6DO	BMS module with clean contacts	88,00
98106	PRO-DBT	PRODBT backup battery module	133,00
98107	PRO-BT	Bluetooth module for App PROXPS-BT	76,00

*It is possible to choose only one between the expansions: 98103 / 98104 / 98105

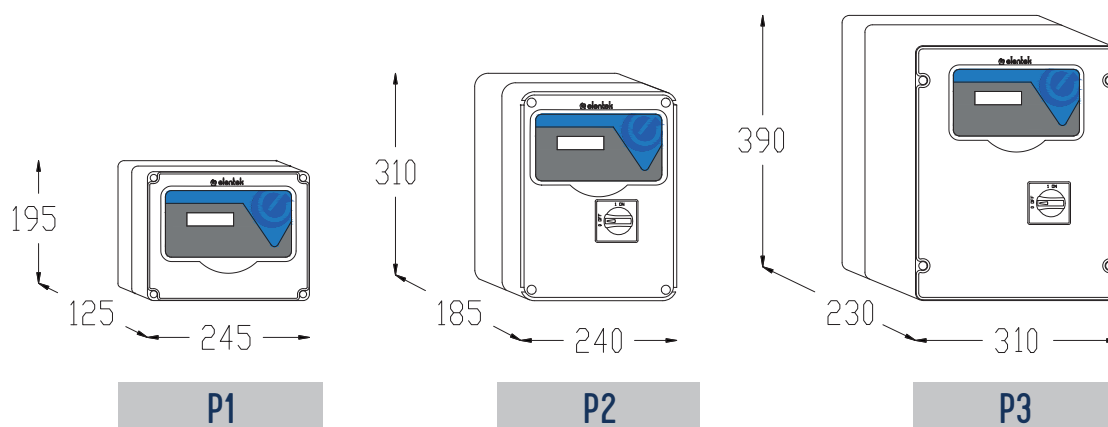


RELATED PRODUCTS

Code	Model	Description	€
99034	FLO 10	Neoprene cable float, 10 m length	41,00
99036	DROP 10	Variable tilt float with neoprene cable, 10 m length	73,00
99039	SHELL	Polypropylene counterweight for floats	5,00
97007	E-KIOSK	Polyethylene panel stand	494,00



DIMENSIONS



wastek PRO

EASE OF INSTALLATION



USER INTERFACE



SCALABILITY



VERSATILITY




A panel for a small sump? wastek PRO

Wastek Pro is designed to meet the needs of situations where only limited space is available. The distinctive feature of this electrical panel is the ability to use an air pressure sensor, particularly useful when the installation site has **small-sized sumps**.

Wastek, which allows level detection accuracy from 0 to 100 cm, is expandable with a series of connectivity modules.



UNIQUE APP



RS485
(Optional)



AIR SENSOR



SPACE EFFICIENCY

Applicable in small sumps, the air sensor alone replaces up to 4 float switches.



PRECISE

Level reading and setting up to 1 cm.



EQUIPPED

Standard acoustic alarm



SIMPLE CONTROL

Voltage, current, and phase control guaranteed

APPLICATIONS

PRESSURIZATION

FILLING

EMPTYING

DRAINAGE

CONNECTIVITY

BLUETOOTH MODULE FOR APP

RS485 MODBUS MODULE

MAIN FEATURES

FUNCTIONS

- LCD display for viewing and programming: voltage, current, cos-fi, operating hours, number of starts, motor status, alarms, sensor signal, and thresholds
- Operation buttons: AUTOMATIC - 0 (standby) - MANUAL (fixed or momentary)
- Language settings (Italian, English, French, Spanish, German)
- Dry run protection with: level probes/float switches/pressure switches and minimum current
- Up to 4 command inputs: float switches/pressure switches
- Input for air sensor and analog signal 4-20 mA or 0-10V
- Units of measurement for analog signal in centimeters or meters
- Thermal overload contacts with automatic reset (can be excluded)
- Input reversal (from normally open to normally closed)
- Automatic reset for minimum current alarm with 4 programmable delays
- Startup and shutdown delay time (programmable)
- Maintenance time management (programmable)
- Manual button operation (fixed or momentary)
- Provision for running capacitors for single-phase version (not included)

ADDITIONAL FUNCTIONS WASTEK PRO 2

- Motor alternation (can be excluded)
- Immediate motor swap in case of anomaly

VERSIONS

- Single-phase version 100-240Vac 50/60Hz
- Three-phase version 310-450Vac 50/60Hz

CONTROLS

- Electronic minimum and maximum voltage control
- Electronic maximum motor current control
- Electronic minimum motor current control (dry run)
- Control of missing or incorrect phase sequence in power supply input (can be excluded)

ALARMS

- Alarms reported: voltage status, levels, motor overload, minimum current, motor thermal overload
- Maintenance warning for the system
- Alarm output contacts

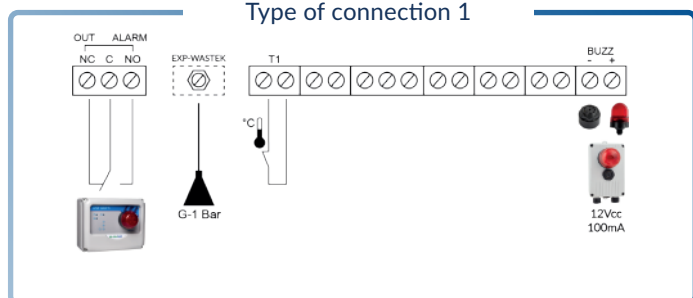
PROTECTIONS

- Auxiliary and motor protection fuses
- Main disconnect switch with door lock (if provided)
- ABS enclosure, IP55

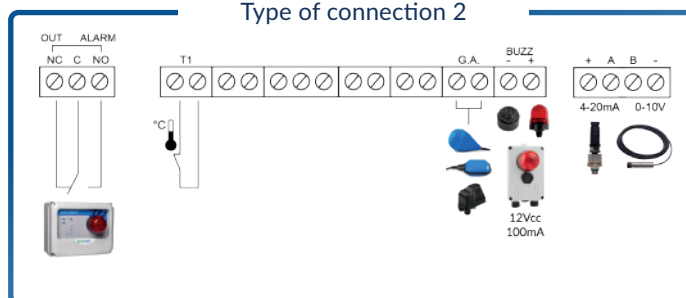
wastek PRO 1

Codice	Modello	Tensione	Maximum power		Current		Box		W	Price
			Kw	Hp	Range	Max	Mod.	Materiale		
11720NB	WASTEK PRO 1-1~ without door lock	1~230 V	2,2	3	0-18 A	18 A	P2	Plastic	1.8	363,00
11720	WASTEK PRO 1-1~	1~230 V	2,2	3	0-18 A	18 A	P2	Plastic	2	396,00
11721	WASTEK PRO 1-3~/7,5	3~400 V	7,5	10	0-16 A	16 A	P2	Plastic	2.5	464,00
11724	WASTEK PRO 1-3~/11	3~400 V	11	15	16-25 A	25 A	P2	Plastic	3	526,00
11725	WASTEK PRO 1-3~/15	3~400 V	15	20	16-32 A	32 A	P2	Plastic	3.5	534,00

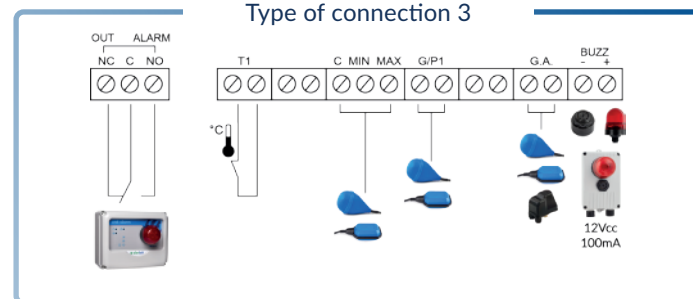
Type of connection 1



Type of connection 2



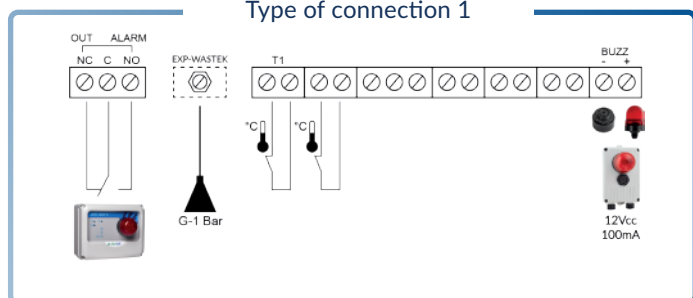
Type of connection 3



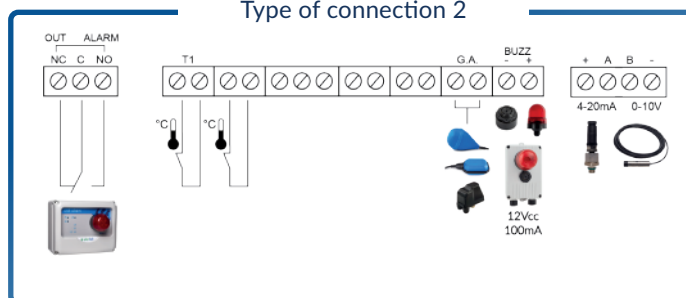
wastek PRO 2

Code	Model	Voltage	Maximum power		Current		Box		W	Price
			Kw	Hp	Range	Max	Mod.	Material		
12720NB	WASTEK PRO 2-1~ without door lock	1~230 V	2,2	3	0-18 A	18 A	P2	Plastic	1.8	389,00
12720	WASTEK PRO 2-1~	1~230 V	2,2	3	0-18 A	18 A	P2	Plastic	2	422,00
12721	WASTEK PRO 2-3~/7,5	3~400 V	7,5	10	0-16 A	16 A	P2	Plastic	2.8	555,00
12724	WASTEK PRO 2-3~/11	3~400 V	11	15	16-25 A	25 A	P3	Plastic	3.5	683,00
12725	WASTEK PRO 2-3~/15	3~400 V	15	20	16-32 A	32 A	P3	Plastic	4	788,00

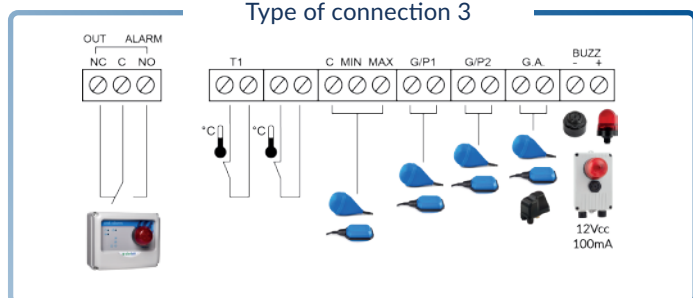
Type of connection 1



Type of connection 2



Type of connection 3



ACCESSORIES


Code	Model	Description	€
98007	K3SL	Kit of 3 level probes (electrodes)	34,00
98004.012	LL-12Vac/dc	12V AC/DC flashing alarm lamp	97,00
98043	SPA01M	Air pressure sensor with 10m cable	114,00
97470	MCB-K16	3P 16A "K" circuit breaker	142,00
97471	MCB-K32	3P 32A "K" circuit breaker	142,00



EXPANSIONS

Code	Model	Description	€
98102	PRO-XPS	PROXPS RS485 Modbus module	66,00
98103*	PRO-SL	PRO-SL level sensor module	155,00
98104*	PRO-H2O	PRO-SL H2O water presence module in oil chamber	109,00
98105*	PRO-6DO	BMS module with clean contacts	88,00
98106	PRO-DBT	PRODBT backup battery module	133,00
98107	PRO-BT	Bluetooth module for App PROXPS-BT	76,00

*It is possible to choose only one between the expansions: 98103 / 98104 / 98105

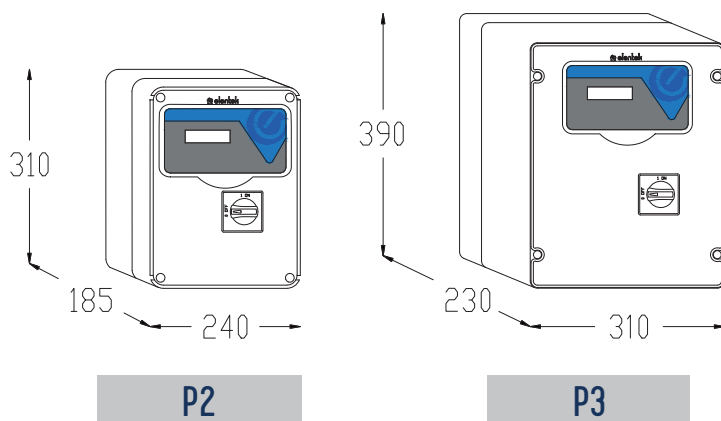


RELATED PRODUCTS

Code	Model	Description	€
99034	FLO 10	Neoprene cable float, 10 m length	41,00
99036	DROP 10	Variable tilt float with neoprene cable, 10 m length	73,00
99039	SHELL	Polypropylene counterweight for floats	5,00
01503	FLASH 12	Acoustic/visual alarm panel	125,00
01500	UNIT ALARM 1	Acoustic alarm panel with backup battery	160,00
01501	UNIT ALARM 2	Acoustic/visual alarm panel with backup battery	250,00
01502	UNIT ALARM GSM	Acoustic/visual alarm panel with backup battery and GSM kit	707,00
97007	E-KIOSK	Polyethylene panel stand	494,00
pag. 72	MANIFOLD	Stainless steel collectors	pag. 72



DIMENSIONS



stardelta PRO

EASE OF INSTALLATION



USER INTERFACE



SCALABILITY



VERSATILITY




Power and control?


stardelta PRO

The star-delta start distinguishes **STARDELTA PRO**, the new panel from Elentek that adds, to completeness, versatility and practicality, the reduction of inrush currents and mechanical stresses.

With the same simple and intuitive user interface that characterizes the entire Elentek range, Stardelta Pro features **6 preset usage modes**, along with additional options for connectivity, control, and expandability.



REMOVABLE
TERMINAL BLOCK



RS485
(Optional)



ALARM
HISTORY



RELIABLE

The panel with multiple economically competitive applications



ALWAYS PRESENT

Thanks to the multilingual display, every operation is displayed.



FLEXIBLE

Multiplicity of available inputs for various applications.



MAXIMUM CONTROL

Integrates the most comprehensive system protections.

APPLICATIONS

✓ PRESSURIZATION

✓ FILLING

✓ EMPTYING

✓ DRAINAGE

CONNECTIVITY

WATER PRESENCE MODULE IN OIL CHAMBER

BMS MODULE WITH CLEAN CONTACTS

BLUETOOTH MODULE FOR APP

BACKUP BATTERY MODULE

RS485 MODBUS MODULE

LEVEL SENSOR MODULE

MAIN FEATURES

FUNCTIONS

- LCD display for viewing and programming: voltage, current, cos-fi, operating hours, number of starts, motor status, alarms, analog signal, and thresholds
- Operation buttons: AUTOMATIC - 0 (standby) - MANUAL (fixed or momentary)
- Language settings (Italian, English, French, Spanish, German)
- Anti-seize self-test (programmable)
- Dry run protection with: level probes/float switches/pressure switches and minimum current
- Up to 2 command inputs: float switches/pressure switches
- Input for analog signal 4-20 mA or 0-10V
- Units of measurement for analog signal: cm – m – bar
- Emergency start and stop inputs with analog signal operation mode (can be excluded)
- Thermal overload contacts with automatic reset (can be excluded)
- Input reversal (from normally open to normally closed)
- Automatic reset for minimum current alarm with 4 programmable delays
- Network return activation delay (can be excluded)
- Manual button operation (fixed or momentary)
- Adjustable star-delta timer

VERSIONS

- Three-phase version 310-450Vac 50/60Hz

CONTROLS

- Electronic minimum and maximum voltage control
- Electronic maximum motor current control
- Electronic minimum motor current control (dry run)
- Control of missing or incorrect phase sequence in power supply input (can be excluded)

ALARMS

- Alarms reported: voltage status, levels, motor overload, minimum current, motor thermal overload
- Alarm history
- Too many starts/hour alarm (settable)
- Alarm output contacts

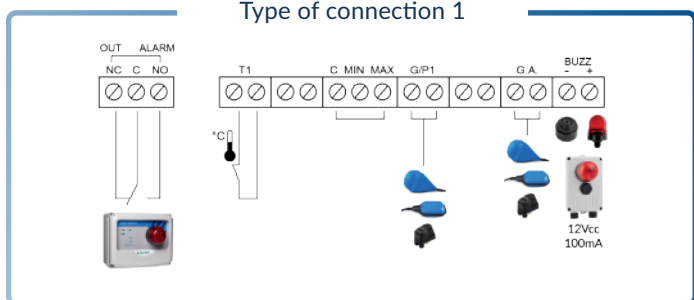
PROTECTIONS

- Auxiliary and motor protection fuses
- Main disconnect switch with door lock (if provided)
- Metal enclosure, IP55

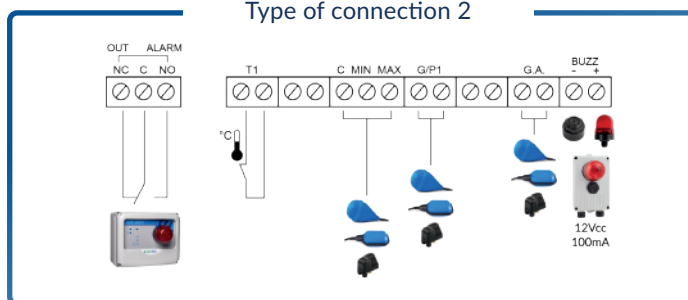
stardelta PRO 1

Code	Model	Voltage	Maximum power		Current		Box		W	Price
			Kw	Hp	Range	Max	Mod.	Material		
11054	STARDELTA PRO 1/11	3~400 V	11	15	16-25 A	25 A	M1	Metallic	16	846,00
11055	STARDELTA PRO 1/15	3~400 V	15	20	16-32 A	32 A	M1	Metallic	16	890,00
11056	STARDELTA PRO 1/18,5	3~400 V	18,5	25	30-38A	38 A	M2	Metallic	16	1.064,00
11057	STARDELTA PRO 1/22	3~400 V	22	30	30-50A	50 A	M2	Metallic	16	1.190,00
11058	STARDELTA PRO 1/30	3~400 V	30	40	30-60A	60 A	M2	Metallic	20	1.351,00
11059	STARDELTA PRO 1/37	3~400 V	37	50	45-75A	75 A	M3	Metallic	30	1.573,00
11060	STARDELTA PRO 1/45	3~400 V	45	60	45-100A	100 A	M3	Metallic	30	1.702,00

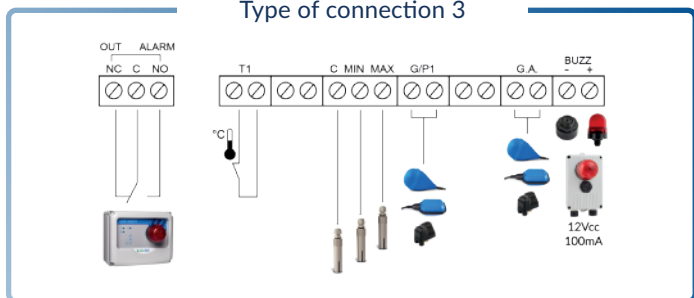
Type of connection 1



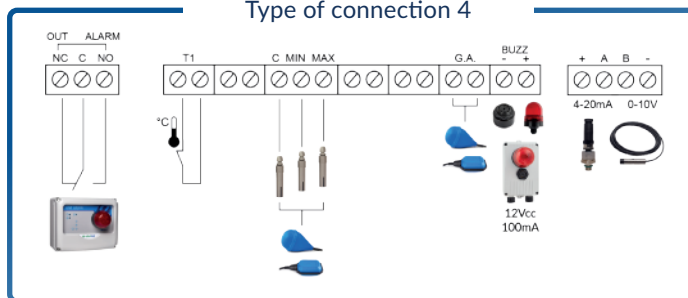
Type of connection 2



Type of connection 3



Type of connection 4



stardelta PRO 2

Code	Model	Voltage	Maximum power		Current		Box		W	Price
			Kw	Hp	Range	Max	Mod.	Material		
12054	STARDELTA PRO 2/11	3~400 V	11	15	16-25 A	25 A	M1	Metallic	17	1.365,00
12055	STARDELTA PRO 2/15	3~400 V	15	20	16-32 A	32 A	M2	Metallic	17	1.494,00
12056	STARDELTA PRO 2/18,5	3~400 V	18,5	25	30-38A	38 A	M2	Metallic	17	1.633,00
12057	STARDELTA PRO 2/22	3~400 V	22	30	30-50A	50 A	M3	Metallic	30	1.823,00
12058	STARDELTA PRO 2/30	3~400 V	30	40	30-60A	60 A	M4	Metallic	35	2.086,00


ACCESSORIES

Code	Model	Description	€
98007	K3SL	Kit of 3 level probes (electrodes)	34,00
99050	PM/5	Pressure switch 1-5 bar	18,00
99051	PM/12	Pressure switch 3-12 bar	22,00
98003.012	AA-12Vdc	90 dB 12Vdc acoustic alarm	57,00
98004.012	LL-12Vac/dc	12V AC/DC flashing alarm lamp	97,00
98022	FE	Emergency stop button	37,00
98029	DT	Daily mechanical timer	110,00
98030	WT	Digital weekly timer	159,00
98032	TPL	Pause/work timer	106,00
98033	CI24Vac	External 24Vac command for activation/turn off of load	34,00
98033A	CI230Vac	External 230Vac command for activation/turn off of load	34,00



EXPANSIONS

Code	Model	Description	€
98102	PRO-XPS	PROXPS RS485 Modbus module	66,00
98103*	PRO-SL	PRO-SL level sensor module	155,00
98104*	PRO-H2O	PRO-SL H2O water presence module in oil chamber	109,00
98105*	PRO-6DO	BMS module with clean contacts	88,00
98106	PRO-DBT	PRODBT backup battery module	133,00
98107	PRO-BT	Bluetooth module for App PROXPS-BT	76,00



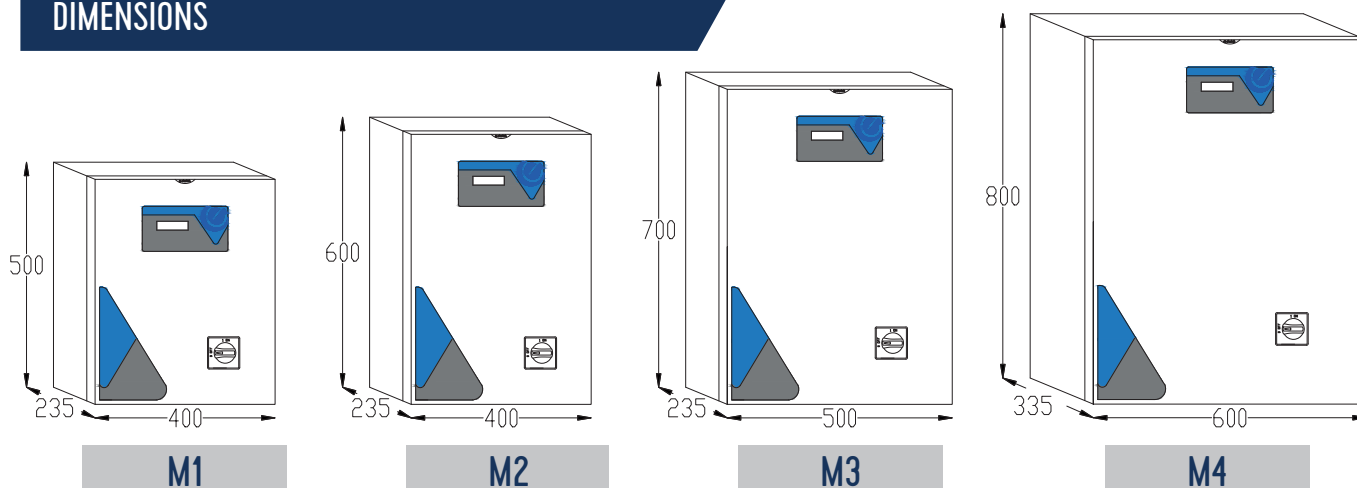
*It is possible to choose only one between the expansions: 98103 / 98104 / 98105.

RELATED PRODUCTS

Code	Model	Description	€
99034	FLO 10	Neoprene cable float, 10 m length	41,00
99036	DROP 10	Variable tilt float with neoprene cable, 10 m length	73,00
99039	SHELL	Polypropylene counterweight for floats	5,00
01503	FLASH 12	Acoustic/visual alarm panel	125,00
01500	UNIT ALARM 1	Acoustic alarm panel with backup battery	160,00
01501	UNIT ALARM 2	Acoustic/visual alarm panel with backup battery	250,00
01502	UNIT ALARM GSM	Acoustic/visual alarm panel with backup battery and GSM kit	707,00
98044	TP010B	Pressure transducer 0-10Bar 4-20mA	129,00
98045	TP016B	Pressure transducer 0-16Bar 4-20mA	129,00
97007	E-KIOSK	Polyethylene panel stand	494,00
pag. 72	MANIFOLD	Stainless steel collectors	pag. 72
99009	BASE FULL	Base for pressure groups with 2 horizontal and vertical pumps	164,00



DIMENSIONS



reacto PRO

EASE OF INSTALLATION



USER INTERFACE



SCALABILITY




VERSATILITÀ




Power to the next level? reacto PRO

The impedance start distinguishes **REACTO PRO**, the new panel from Elentek that combines completeness and versatility with the needs of submersible pumps.

With the same **simple and intuitive user interface** that characterizes all Elentek panels, Reacto Pro has **6 preset usage modes** and additional options for connectivity, control, and expandability.



REMOVABLE
TERMINAL BLOCK



RS485
(Optional)



ALARM
HISTORY



RELIABLE

Precision in reading motor power consumption (even in extreme environmental conditions)



ALWAYS PRESENT

Thanks to the multilingual display, every operation is displayed



FLEXIBLE

A variety of available inputs for various applications



MAXIMUM CONTROL

Integrates the most comprehensive system protections

APPLICATIONS

✓ PRESSURIZATION

✓ FILLING

✓ EMPTYING

✓ DRAINAGE

CONNECTIVITY

WATER PRESENCE MODULE IN OIL CHAMBER

BMS MODULE WITH CLEAN CONTACTS

BLUETOOTH MODULE FOR APP

BACKUP BATTERY MODULE

RS485 MODBUS MODULE

LEVEL SENSOR MODULE

MAIN FEATURES

FUNCTIONS

- LCD display for viewing and programming: voltage, current, cos-fi, operating hours, number of starts, motor status, alarms, analog signal, and thresholds
- Operation buttons: AUTOMATIC - 0 (standby) - MANUAL (fixed or momentary)
- Language settings (Italian, English, French, Spanish, German)
- Anti-seize self-test (programmable)
- Dry run protection with: level probes/float switches/pressure switches and minimum current
- Up to 2 command inputs: float switches/pressure switches
- Input for analog signal 4-20 mA or 0-10V
- Units of measurement for analog signal: cm – m – bar
- Emergency start and stop inputs with analog signal operation mode (can be excluded)
- Thermal overload contacts with automatic reset (can be excluded)
- Input reversal (from normally open to normally closed)
- Automatic reset for minimum current alarm with 4 programmable delays
- Network return activation delay (can be excluded)
- Manual button operation (fixed or momentary)
- Adjustable star-delta timer

VERSIONS

- Three-phase version 310-450Vac 50/60Hz

CONTROLS

- Electronic minimum and maximum voltage control
- Electronic maximum motor current control
- Electronic minimum motor current control (dry run)
- Control of missing or incorrect phase sequence in power supply input (can be excluded)

ALARMS

- Alarms reported: voltage status, levels, motor overload, minimum current, motor thermal overload
- Alarm history
- Too many starts/hour alarm (settable)
- Alarm output contacts

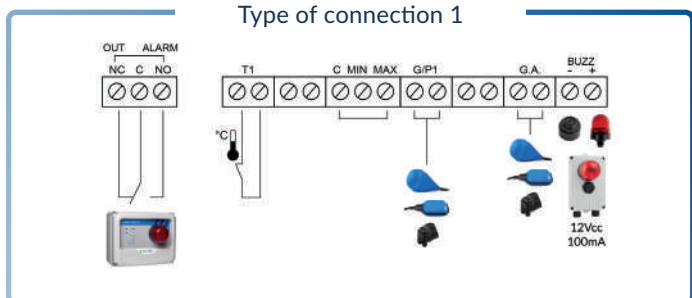
PROTECTIONS

- Auxiliary and motor protection fuses
- Main disconnect switch with door lock (if provided)
- Metal enclosure, IP55

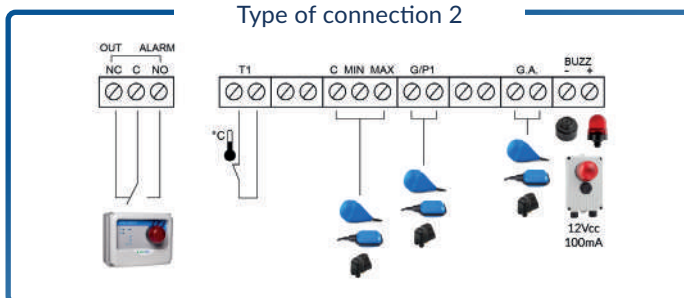
reacto PRO 1

Code	Model	Voltage	Maximum power		Current		Box		W	Price
			Kw	Hp	Range	Max	Mod.	Material	Kg.	€
11073	REACTO PRO 1/11	3~400 V	11	15	16-25 A	25 A	M1	Metallic	32	1.273,00
11074	REACTO PRO 1/15	3~400 V	15	20	16-32 A	32 A	M2	Metallic	32	1.380,00
11075	REACTO PRO 1/18,5	3~400 V	18,5	25	30-38A	38 A	M3	Metallic	32	1.704,00
11076	REACTO PRO 1/22	3~400 V	22	30	30-50A	50 A	M3	Metallic	32	1.872,00
11077	REACTO PRO 1/30	3~400 V	30	40	30-60A	60 A	M4	Metallic	40	2.172,00
11078	REACTO PRO 1/37	3~400 V	37	50	45-75A	75 A	M4	Metallic	40	2.369,00
11079	REACTO PRO 1/45	3~400 V	45	60	45-100A	100 A	M4	Metallic	40	2.882,00

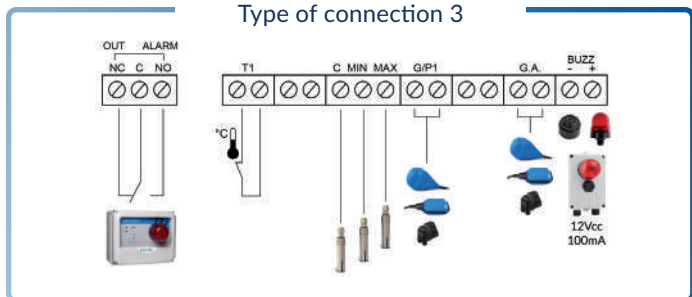
Type of connection 1



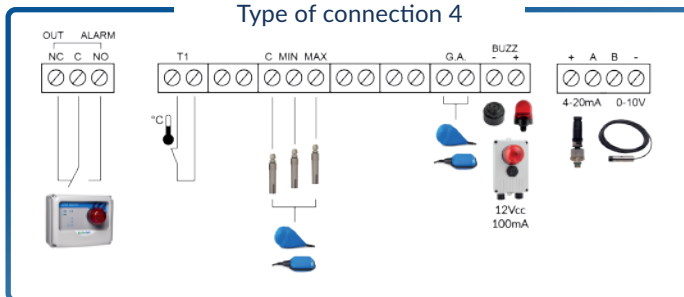
Type of connection 2



Type of connection 3



Type of connection 4




ACCESSORIES

Code	Model	Description	€
98007	K3SL	Kit of 3 level probes (electrodes)	34,00
99050	PM/5	Pressure switch 1-5 bar	18,00
99051	PM/12	Pressure switch 3-12 bar	22,00
98003.012	AA-12Vdc	90 dB 12Vdc acoustic alarm	57,00
98004.012	LL-12Vac/dc	12V AC/DC flashing alarm lamp	97,00
98022	FE	Emergency stop button	37,00
98029	DT	Daily mechanical timer	110,00
98030	WT	Digital weekly timer	159,00
98032	TPL	Pause/work timer	106,00
98033	CI24Vac	External 24Vac command for activation/turn off of load	34,00
98033A	CI230Vac	External 230Vac command for activation/turn off of load	34,00



EXPANSIONS

Code	Model	Description	€
98102	PRO-XPS	PROXPS RS485 Modbus module	66,00
98103*	PRO-SL	PRO-SL level sensor module	155,00
98104*	PRO-H2O	PRO-SL H2O water presence module in oil chamber	109,00
98105*	PRO-6DO	BMS module with clean contacts	88,00
98106	PRO-DBT	PRODBT backup battery module	133,00
98107	PRO-BT	Bluetooth module for App PROXPS-BT	76,00



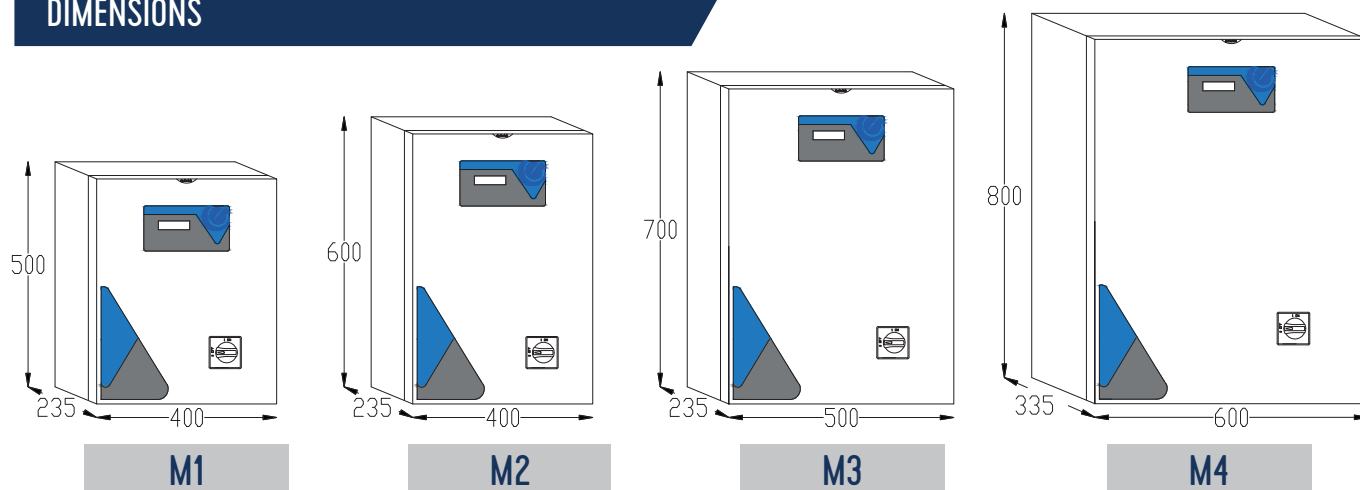
*It is possible to choose only one between the expansions: 98103 / 98104 / 98105

RELATED PRODUCTS

Code	Model	Description	€
99034	FLO 10	Neoprene cable float, 10 m length	41,00
99036	DROP 10	Variable tilt float with neoprene cable, 10 m length	73,00
99039	SHELL	Polypropylene counterweight for floats	5,00
01503	FLASH 12	Acoustic/visual alarm panel	125,00
01500	UNIT ALARM 1	Acoustic alarm panel with backup battery	160,00
01501	UNIT ALARM 2	Acoustic/visual alarm panel with backup battery	250,00
01502	UNIT ALARM GSM	Acoustic/visual alarm panel with backup battery and GSM kit	707,00
98044	TP010B	Pressure transducer 0-10Bar 4-20mA	129,00
98045	TP016B	Pressure transducer 0-16Bar 4-20mA	129,00
97007	E-KIOSK	Polyethylene panel stand	494,00
pag. 72	MANIFOLD	Stainless steel collectors	pag. 72
99009	BASE FULL	Base for pressure groups with 2 horizontal and vertical pumps	164,00



DIMENSIONS



alarm panels

SIMPLE



EASE OF INSTALLATION



SAFE



Panels for alarm state indication

Products applicable to any system where alarm indications are required even in the absence of network power supply.

UNIT ALARM

UNIT ALARM is a device applicable to any system where alarm signaling is needed, even in the absence of network power supply. It is available in the version with a sound alarm (model Unit Alarm 1), with both sound and flashing visual alarm (model Unit Alarm 2), and in the version with acoustic, visual, and GSM signaling (model Unit Alarm GSM), which comes with a kit including an antenna and a programmable transmitter for sending alarm activation notifications to mobile phones.



TECHNICAL SPECIFICATIONS

- **Version:** single-phase 210-250Vac 50/60Hz
- **Alarm status monitoring**
- **LED on the front of the panel for operation status and alarm signaling**
- **Operation buttons:** TEST - RESET - SILENCING
- **Up to 2 command inputs:** float switches/pressure switches
- **Signaling:** acoustic (90dB) - visual (LED) - GSM (SIM not included)
- **Automatic alarm reset setting (optional)**
- **Programmable alarm deactivation delay timer**
- **Reported alarms:** voltage status and input status
- **General alarm output contacts**
- **Autonomy:** 24h in case of power failure
- **Protection fuses**
- **Enclosure material:** ABS, IP54

Code	Model	Flashing light	Sound pressure	Voltage	Autonomy	Box	Material	W	€
01500	UNIT ALARM 1	-	90 dB	12 Vdc	24h	P1	Plastic	1 Kg	160,00
01501	UNIT ALARM 2	Red	90 dB	12 Vdc	24h	P1	Plastic	1 Kg	250,00
01502	UNIT ALARM GSM	Red	90 dB	12 Vdc	24h	P2	Plastic	1,5 Kg	707,00

Panels applicable to any system where it is necessary to have alarm signals even in the absence of mains power, combinable with our electrical panels: simple, compact and economical. Available in the version with audible alarm, with audible and visual flashing alarm and in the version with acoustic, visual and GSM signaling.

FLASH



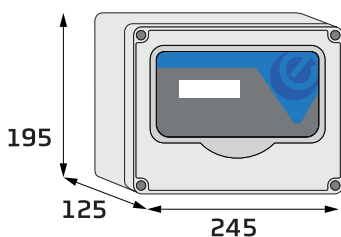
Electrical device for **acoustic and visual alarm** to be paired with our electrical panels: simple, compact, and economical.

TECHNICAL SPECIFICATIONS

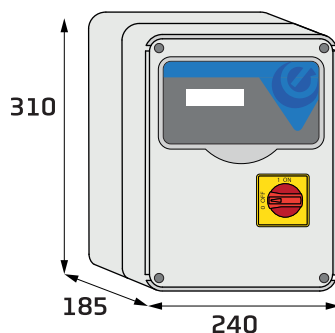
- **Power supply:** 230/24 Vac
- **Flashing light:** red
- **Sound alarm:** 90 dB
- 1 normally open input for alarm command from clean contacts
- 1 normally closed input for alarm command from clean contacts
- **Enclosure material:** ABS, IP54

Code	Model	Power	Sound pressure	Voltage	Box	Material	W	€
01503	FLASH 24	24V	90 dB	24 Vdc	P1	Plastic	1Kg	125,00
01505	FLASH 230	12V	90 dB	230 Vdc	P1	Plastic	1Kg	125,00

DIMENSIONS



P1



P2

SCHEDE DI RICAMBIO

smart PRO

Code	Model	Description	€
197522	SP/SMART PRO 1 Mono	SMART PRO 1 Mono 230V -Kit scheda di ricambio	153,00
197523	SP/SMART PRO 1 Tri/7.5	SMART PRO 1 Tri 400V 7.5KW -Kit scheda di ricambio	169,00
197524	SP/SMART PRO 1 Tri/11-15	SMART PRO 1 Tri 400V 11-15KW -Kit scheda di ricambio	169,00
197525	SP/SMART PRO 2 Mono	SMART PRO 2 Mono 230V - Kit scheda di ricambio	171,00
197526	SP/SMART PRO 2 Tri/7.5	SMART PRO 2 Tri 400V 7.5KW - Kit scheda di ricambio	198,00
197527	SP/SMART PRO 2 Tri/11-15	SMART PRO 2 Tri 400V 11-15KW - Kit scheda di ricambio	198,00

smart PRO X

Code	Model	Description	€
197522X	SP/SMART PRO-X 1 Mono	SMART PRO X 1 Mono 230V -Kit scheda di ricambio	184,00
197523X	SP/SMART PRO-X 1 Tri/7.5	SMART PRO X 1 Tri 400V 7.5KW -Kit scheda di ricambio	196,00
197524X	SP/SMART PRO-X 1 Tri/11-15	SMART PRO X 1 Tri 400V 11-15KW -Kit scheda di ricambio	196,00
197525X	SP/SMART PRO-X 2 Mono	SMART PRO X 2 Mono 230V - Kit scheda di ricambio	196,00
197526X	SP/SMART PRO-X 2 Tri/7.5	SMART PRO X 2 Tri 400V 7.5KW - Kit scheda di ricambio	219,00
197527X	SP/SMART PRO-X 2 Tri/11-15	SMART PRO X 2 Tri 400V 11-15KW - Kit scheda di ricambio	219,00

express PRO


Code	Model	Description	€
197532	SP/EXPRESS PRO 1 Mono	EXPRESS PRO 1 Mono 230V -Kit scheda di ricambio	184,00
197536	SP/EXPRESS PRO 1 Tri/7.5	EXPRESS PRO 1 Tri 400V 7.5KW -Kit scheda di ricambio	196,00
197537	SP/EXPRESS PRO 1 Tri/11-15	EXPRESS PRO 1 Tri 400V 11KW -Kit scheda di ricambio	196,00
197533	SP/EXPRESS PRO 2 Mono	EXPRESS PRO 2 Mono 230V -Kit scheda di ricambio	196,00
197539	SP/EXPRESS PRO 2 Tri/7.5	EXPRESS PRO 2 Tri 400V 7.5KW -Kit scheda di ricambio	219,00
197538	SP/EXPRESS PRO 2 Tri/11-15	EXPRESS PRO 2 Tri 400V 11KW -Kit scheda di ricambio	219,00
197534	SP/EXPRESS PRO 3 Mono	EXPRESS PRO 3 Mono 230V -Kit scheda di ricambio	322,00
197540	SP/EXPRESS PRO 3 Tri/7.5	EXPRESS PRO 3 Tri 400V 7.5KW -Kit scheda di ricambio	361,00
197542	SP/EXPRESS PRO 3 Tri/11-15	EXPRESS PRO 3 Tri 400V 11KW -Kit scheda di ricambio	361,00
197535	SP/EXPRESS PRO 4 Mono	EXPRESS PRO 4 Mono 230V -Kit scheda di ricambio	338,00
197541	SP/EXPRESS PRO 4 Tri/7.5	EXPRESS PRO 4 Tri 400V 7.5KW -Kit scheda di ricambio	387,00
197545	SP/EXPRESS PRO 4 Tri/11-15	EXPRESS PRO 4 Tri 400V 11KW -Kit scheda di ricambio	387,00

drytek PRO

Code	Model	Description	€
197500	SP/DRYTEK PRO 1 Mono	DRYTEK PRO 1 Mono 230V - Kit scheda di ricambio	184,00
197501	SP/DRYTEK PRO 1 Tri/7.5	DRYTEK PRO 1 Tri 400V 7.5KW -Kit scheda di ricambio	196,00
197502	SP/DRYTEK PRO 1 Tri/11-15	DRYTEK PRO 1 Tri 400V 11KW -Kit scheda di ricambio	196,00
197503	SP/DRYTEK PRO 2 Mono	DRYTEK PRO 2 Mono 230V -Kit scheda di ricambio	196,00
197504	SP/DRYTEK PRO 2 Tri/7.5	DRYTEK PRO 2 Tri 400V 7.5KW -Kit scheda di ricambio	219,00
197505	SP/DRYTEK PRO 2 Tri/11-15	DRYTEK PRO 2 Tri 400V 11KW -Kit scheda di ricambio	219,00

easy

Code	Model	Description	€
197568	SP/EASY Mono	EASY Mono - Kit scheda di ricambio	85,00
197569	SP/EASY Tri	EASY Tri - Kit scheda di ricambio	90,00



pluvio PRO

Code	Model	Description	€
197562	SP/PLUVIO PRO 1 Mono	PLUVIO PRO 1 Mono 230V -Kit scheda di ricambio	153,00
197563	SP/PLUVIO PRO 1 Tri/7.5	PLUVIO PRO 1 Tri 400V 7.5KW -Kit scheda di ricambio	169,00
197564	SP/PLUVIO PRO 1 Tri/11-15	PLUVIO PRO 1 Tri 400V 11KW -Kit scheda di ricambio	169,00
197565	SP/PLUVIO PRO 2 Mono	PLUVIO PRO 2 Mono 230V -Kit scheda di ricambio	171,00
197566	SP/PLUVIO PRO 2 Tri/7.5	PLUVIO PRO 2 Tri 400V 7.5KW -Kit scheda di ricambio	198,00
197567	SP/PLUVIO PRO 2 Tri/11-15	PLUVIO PRO 2 Tri 400V 11KW -Kit scheda di ricambio	198,00

wastek PRO

Code	Model	Description	€
197555	SP/WASTEK PRO 1 Mono	WASTEK PRO 1 Mono 230V -Kit scheda di ricambio	309,00
197557	SP/WASTEK PRO 1 Tri/7.5	WASTEK PRO 1 Tri 400V 7.5KW -Kit scheda di ricambio	325,00
197558	SP/WASTEK PRO 1 Tri/11-15	WASTEK PRO 1 Tri 400V 11KW -Kit scheda di ricambio	325,00
197556	SP/WASTEK PRO 2 Mono	WASTEK PRO 2 Mono 230V -Kit scheda di ricambio	325,00
197560	SP/WASTEK PRO 2 Tri/7.5	WASTEK PRO 2 Tri 400V 7.5KW -Kit scheda di ricambio	350,00
197561	SP/WASTEK PRO 2 Tri/11-15	WASTEK PRO 2 Tri 400V 11KW -Kit scheda di ricambio	350,00

stardelta PRO


Code	Model	Description	€
197570	SP/STARDELTA PRO 1/7.5	STARDELTA PRO 7.5KW -Kit scheda di ricambio	196,00
197571	SP/STARDELTA PRO 1/11-15	STARDELTA PRO 11-15KW -Kit scheda di ricambio	196,00
197572	SP/STARDELTA PRO 1/18.5	STARDELTA PRO 18.5KW -Kit scheda di ricambio	196,00
197573	SP/STARDELTA PRO 1/22	STARDELTA PRO 22KW -Kit scheda di ricambio	196,00
197574	SP/STARDELTA PRO 1/30	STARDELTA PRO 30KW -Kit scheda di ricambio	196,00
197575	SP/STARDELTA PRO 1/37	STARDELTA PRO 37KW -Kit scheda di ricambio	196,00
197576	SP/STARDELTA PRO 1/45	STARDELTA PRO 45KW -Kit scheda di ricambio	196,00

reacto PRO

Code	Model	Description	€
197577	SP/REACTO PRO 1/7.5	REACTO PRO 7.5KW -Kit scheda di ricambio	196,00
197578	SP/REACTO PRO 1/11-15	REACTO PRO 11-15KW -Kit scheda di ricambio	196,00
197579	SP/REACTO PRO 1/18.5	REACTO PRO 18.5KW -Kit scheda di ricambio	196,00
197580	SP/REACTO PRO 1/22	REACTO PRO 22KW -Kit scheda di ricambio	196,00
197581	SP/REACTO PRO 1/30	REACTO PRO 30KW -Kit scheda di ricambio	196,00
197582	SP/REACTO PRO 1/37	REACTO PRO 37KW -Kit scheda di ricambio	196,00
197583	SP/REACTO PRO 1/45	REACTO PRO 45KW -Kit scheda di ricambio	196,00

unit alarm

Code	Model	Description	€
97517	SP/ALARM	UNIT ALARM 1-2 - Kit scheda di ricambio	99,00



DROP FLOAT SWITCHES

DROP is a special level regulator, suitable for both industrial and civil applications, designed to optimize the level control of wastewater and sewage.

It is built with three sealed chambers with adjustable positions. Unlike traditional float switches that remain on the water surface, Drop, thanks to its special construction with an integrated counterweight, stays submerged underwater.



✓ FILLING

✓ EMPTYING

TECHNICAL SPECIFICATIONS

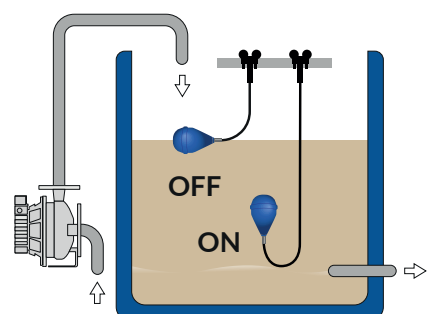
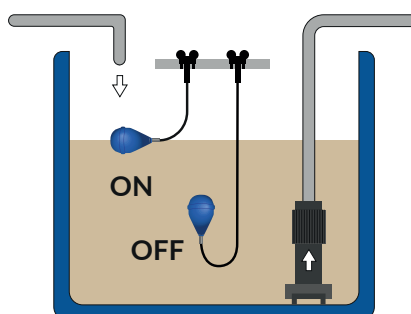
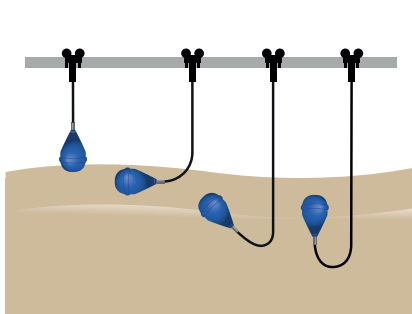
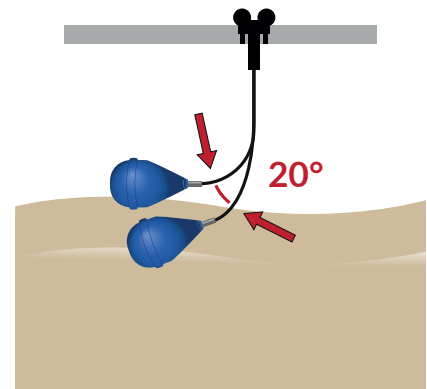
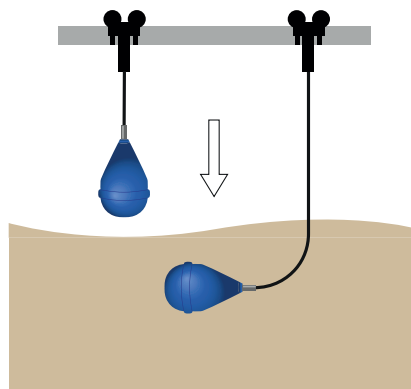
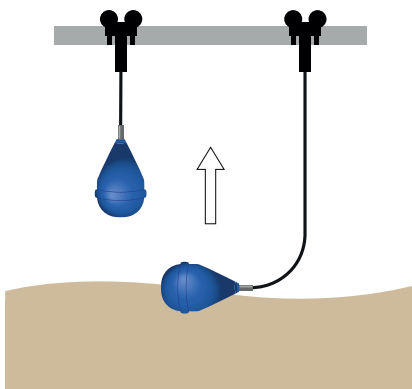
- Float switch
- Cable type: 05VV-F 3x1 mm²
- Operating voltage: 230V/50 Hz
- Nominal voltage: 250 V
- Switching current (Max): 10(8) A
- Cable connection with terminals without connectors
- Temperature (Min): 0 °C
- Temperature (Max): 50 °C
- Protection rating: IP68
- Contact type: 1 changeover
- Material: plastic
- Cable: neoprene, IMQ certified

1. First sealed chamber
2. Second sealed chamber
3. Third sealed chamber
4. Plastic spherical gasket: increases the structural strength of the float and weighs on the cap of the underlying crown, creating the third sealed chamber
5. Final thermoplastic sealing: melts the various plastic parts into a single piece
6. Polystyrene foam crown cap: compresses the metal granules
7. Metal granules
8. Cable gland
9. Rubber tested to 5 bar



Code	Model	Cable	Length (m)	Weight (Kg)	€	€ x 10pcs	€ x 30pcs
99036	DROP 10	Neoprene	10	2	73,00	65,00*	62,00*
99037	DROP 20	Neoprene	20	3	105,00	99,00*	91,00*
99038	DROP EX	Explosion-proof	10	2,5	148,00	130,00*	127,00*

*Unit price



FLO FLOAT SWITCHES

FLO is a special level regulator, suitable for both industrial and civil applications, designed to regulate the level control of **clean water**. The FLO float switch has various applications, such as: filling or emptying tanks, pump activation, minimum level control, and much more.



✓ FILLING

✓ EMPTYING

TECHNICAL SPECIFICATIONS

- Float switch
- Functions: Filling/Emptying
- Operating voltage: 230V/50 Hz
- Nominal voltage: 250 V
- Switching current (Max): 10(8) A
- Cable connection with terminals without connectors
- Temperature (Min): 0 °C
- Temperature (Max): 50 °C
- Protection rating: IP68
- Contact type: 1 changeover
- Material: plastic
- Cable: neoprene, IMQ certified

SHELL counterweight

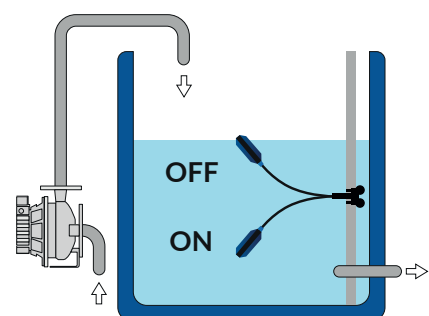
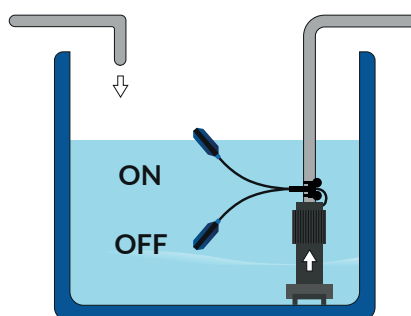
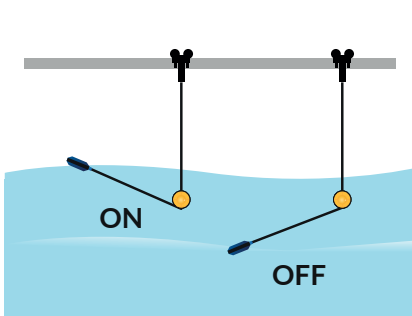
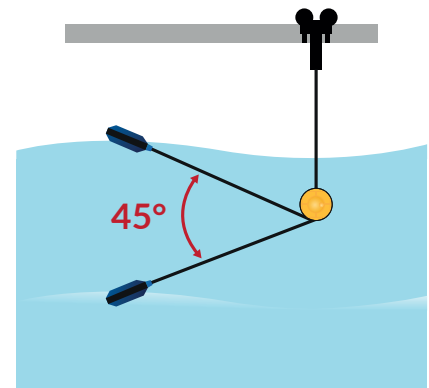
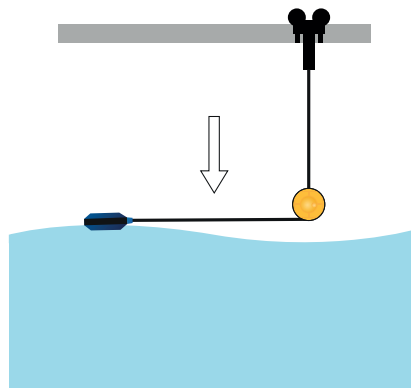
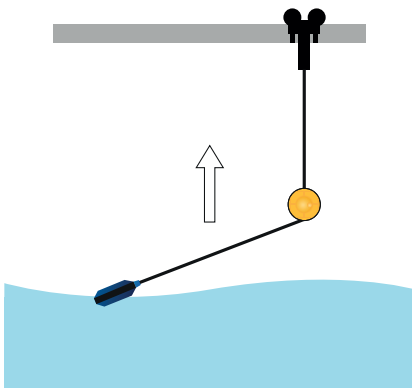
Material: Polypropylene
Weight: 230g

It allows the float switch to always operate with the same cable length, even in turbulent waters, preventing damage to the cable itself



Code	Model	Cable	Length (m)	Weight (Kg)	€	€ x 10pcs	€ x 30pcs
99033	FLO 5	Neoprene	5	0,6	27,00	25,00*	23,00*
99034	FLO 10	Neoprene	10	1	41,00	39,00*	37,00*
99035	FLO 20	Neoprene	20	2	68,00	66,00*	62,00*
99039	SHELL	-	-	0,2	5,00	4,50*	4,00*

*Unit price



BALL VALVES

Ball check valves in cast iron, with threaded connection. They are highly reliable and can be mounted in both vertical and horizontal positions, preventing the return of liquid, for example, inside a sump in applications with submersible drainage pumps.

TECHNICAL SPECIFICATIONS

- Valve body: Cast iron GG 25
- Valve cover: Cast iron GG 25
- Ball: NBR
- Body O-ring: NBR
- Cover O-ring: NBR
- Fasteners: Stainless steel
- Maximum operating pressure: 10 bar
- Liquid temperature: -10/+80 °C

Code	Model	DN	PN	H	W (Kg)	€
99110	PAL 125	1" ¼	10	133	2,1	88,00
99111	PAL 150	1" ½	10	150	2,3	100,00
99112	PAL 200	2"	10	175	3,1	113,00
99113	PAL 250	2" ½	10	205	6,7	204,00



PRESSURE TRANSDUCER

Pressure transducers convert pressure into an analog electrical signal (4-20mA) and are used to easily and quickly measure pressure to control industrial processes. They allow for the measurement of differential pressure, which is the difference between relative and absolute pressure.

TECHNICAL SPECIFICATIONS

- Standard pressure connection: ISO
- Maximum ambient temperature range: 85 °C
- Minimum ambient temperature range: -40 °C
- Maximum fluid temperature range: 80 °C
- Minimum fluid temperature range: -20 °C
- Standard electrical connection: IEC60947-5-2 (1997)
- Pressure connection dimensions: G 1/4 A
- Protection rating IP: IP67
- Output signal (mA) (Max): 20 mA
- Output signal (mA) (Min): 4 mA
- Pressure connection HEX: 27mm
- Electrical connection: M12 x 1
- Enclosure material: 304L
- Wetted part material: 304L/316L



Code	Model	Minimum pressure range (bar)	Maximum pressure range (bar)	W (Kg)	€
98044	TP010B	0	10	0,1	129,00
98045	TP016B	0	16	0,1	129,00

E-KIOSK

Polyethylene kiosks for protecting Elentek electrical panels.

Adverse weather conditions such as wind, rain, and intense sunlight can reduce the reliability, durability, and performance of electrical panels. For this reason, Elentek has designed E-kiosk. Ideal for outdoor use, the polyethylene kiosks protect the electrical panel from dust, dirt, and water, ensuring the safety of the equipment.

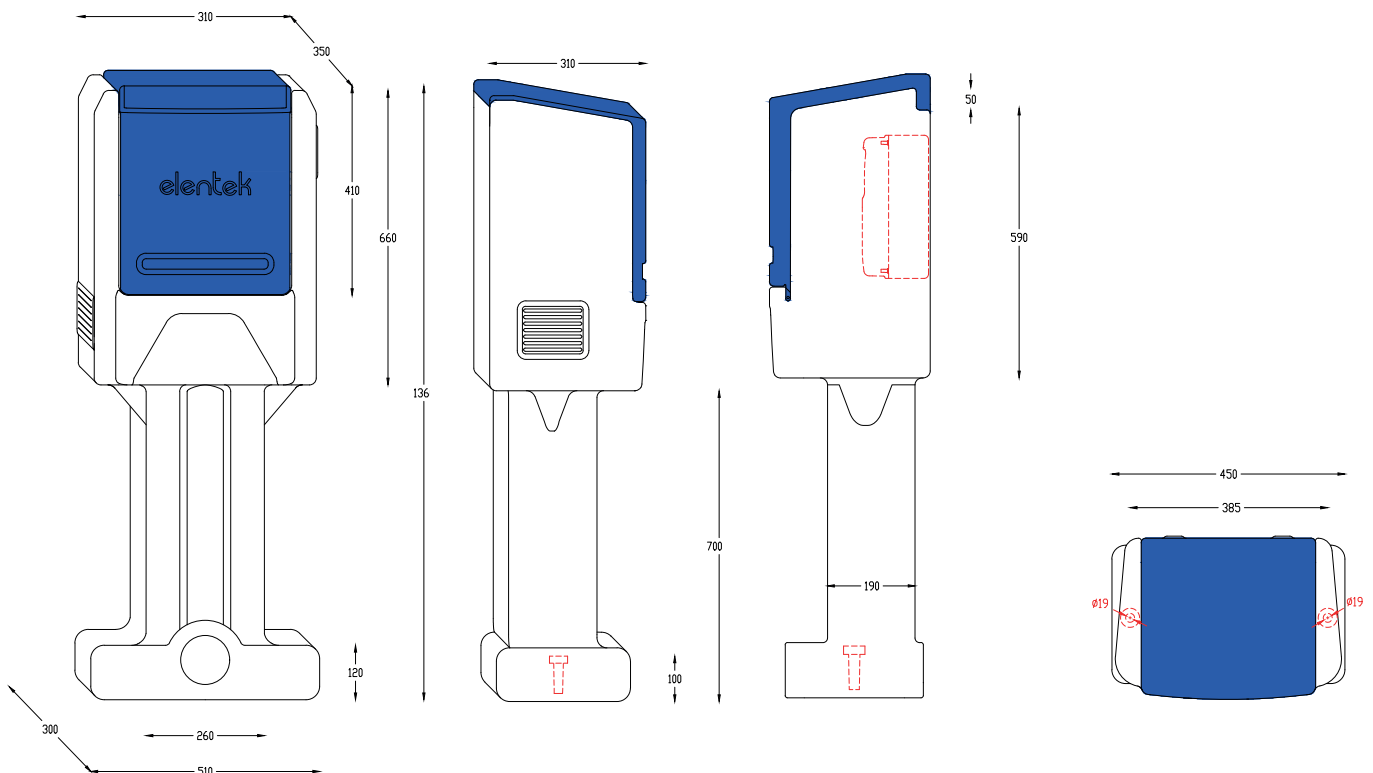
TECHNICAL SPECIFICATIONS

- **Material:** Monobloc polyethylene with rotational molding
- **High resistance to impact, solar radiation, and weather conditions**
- **Ideal for humid and cold climates, as they are durable over time against corrosion (unlike metal or steel enclosures)**
- **Overall dimensions:** 510x300xh1360 mm
- **Panel housing dimensions:** 300x250xh500 mm




Code	Model	H (mm)	L (mm)	W (mm)	W (Kg)	€
97007	E-KIOSK	1360	510	300	13	494,00

DIMENSIONS



STAINLESS STEEL MANIFOLDS

Stainless steel manifolds to connect **two electric pumps** in order to achieve higher water flow. Thanks to the thin thickness and TIG welding of the threaded parts, pressure losses are minimized. Ideal for use in **pumping groups** with two pumps, along with our complete *support base* with an electrical panel mounting rod.



TECHNICAL SPECIFICATIONS

- **Material:** AISI 304 stainless steel (316 on request)
- **Nominal operating pressure:** 16 bar
- **Threaded connections:** Cylindrical Gas UNI ISO 228/1
- **Welding:** TIG with or without filler material
- **Plastic deformation:** Cold working for a better surface finish
- **Surface treatment:**
 - » **Degreasing**
 - » **Pickling:** recommended for items with welds that reduce the material's rust resistance and corrosion resistance.
 - » **Electropolishing:** a process of material removal that involves controlled metal removal from the surface.

STAINLESS STEEL DISCHARGE MANIFOLDS

Code	Model	DNM	DNP	A	B	C	W (Kg)	€
99020	INOX.MAN 150/100	1" ½	1"	600	300	370	2,4	202,00
99021	INOX.MAN 200/125	2"	1" ¼	600	300	370	3	219,00
99022	INOX.MAN 250/150	2" ½	1" ½	600	300	370	3,6	242,00

STAINLESS STEEL SUCTION MANIFOLDS

Codice	Model	DNM	DNP	A	B	C	W (Kg)	€
99024	INOX.ASP 200/125	2"	1" ¼	600	300	-	2,4	163,00
99025	INOX.ASP 250/150	2" ½	1" ½	600	300	-	3,6	188,00
99026	INOX.ASP 300/200	3"	2"	700	360	-	5,5	237,00

PRESSURE SWITCHES

Pressure switches for water installations

TECHNICAL SPECIFICATIONS

- Nominal pressure adjustment screw
- Differential pressure adjustment screw
- Normally closed electrical contacts made of brass with Ag-Ni plating
- Membrane: white NBR with PA (nylon) insert
- Hydraulic connection: ¼" F in galvanized steel
- Strain-relief cable glands
- Terminal block with inaccessible electrical contacts



Code	Model	Adjustment range	Factory calibration	Minimum differential	Nominal current	€	€ x 10pcs	€ x 100pcs
99050	PM/5	1 - 5 bar	1,4-2,8 bar	0,6 bar	16 A	18,00	17,00*	16,00*
99051	PM/12	3 - 12 bar	5-7 bar	1,5 bar	16 A	22,00	20,00*	19,00*

*Prezzo unitario

BOOSTER BASE

The base and column are made of pickled sheet metal in matte gray, with a thickness of 3 mm. What makes it particularly suitable for various applications is the favorable mix of its specific characteristics; in particular, it is appreciated for its high hardness and mechanical properties.

After pickling, the metal surface is cleaned of oxide residues and scale, or mill scale. Once the process is complete, the base is coated with a special coloring powder made of synthetic resin and subjected to polymerization: the powder melts and is evenly distributed over the sheet, giving it the selected color.

It is supplied complete with a rod and mounting plate for the electrical panel.



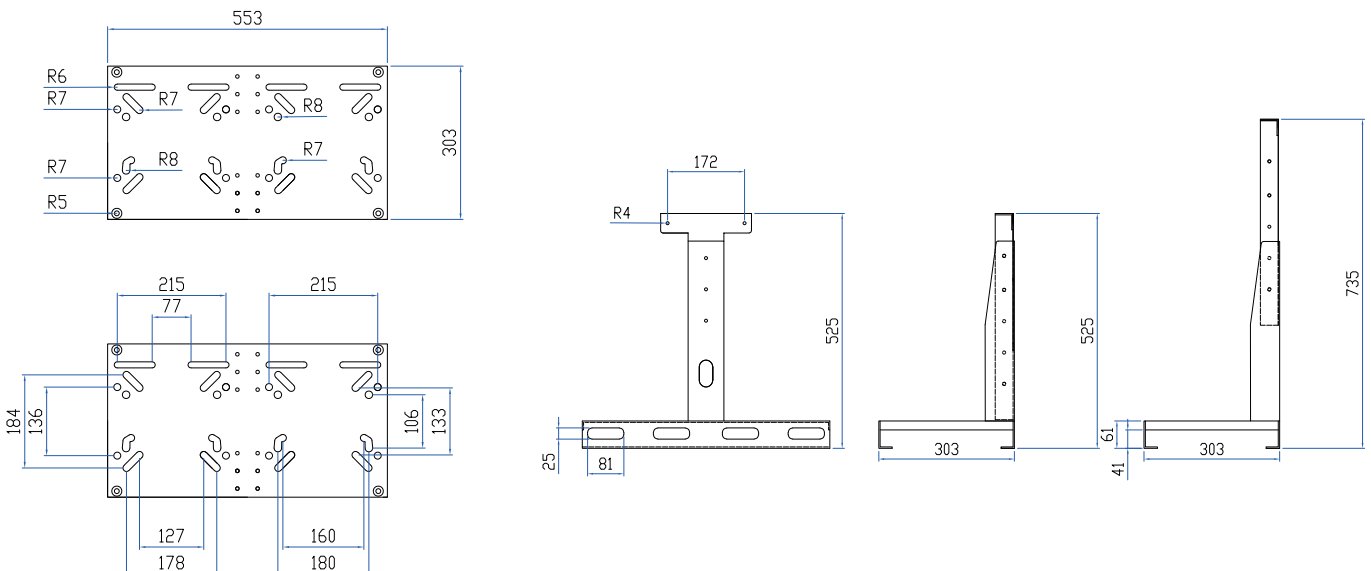
TECHNICAL SPECIFICATIONS

- **Material:** epoxy powder-coated steel
- **Weight:** 7,00 Kg
- **Dimensions:** 553x303x525(min)-735(max) mm

Code	Model	H (mm)	L (mm)	W (mm)	W (Kg)	€
99009	BASE FULL	525-735	553	303	7	164,00




DIMENSIONS



NOTES







ELENTEK Srl
via Chiusa 1/A, 35020
Sant'Angelo di Piove di Sacco (PD)
ITALY

Tel. +39 049 9730367
info@elentek.com

www.elentek.com





One Step Forward



Elentek srl

Via Chiusa 1, 35020
Sant'Angelo di Piove di Sacco (PD)
ITALY

Tel. +39 049 9730367
info@elentek.com

www.elentek.com