



Catalogue  
**ELECTRONIC PANELS**

Ed. 02.23

**elentek**<sup>®</sup>  
One Step Forward







elentek<sup>®</sup>

**DESIGN AND INNOVATION**

In energy production and control

“One step forward” as an inspiration, as a guide. “One step forward” leading to constant innovation, continuous pursuit of the excellence and the most advanced components, into care for details and tailor made solutions and projects.



## OUR COMPANY

The solution that arises by analyzing the problem, the experience that supports the analysis, the continuous discussion with the users of the products on a daily basis: these are the foundations on which Elentek was born twenty years ago. Pillars that make the company evolve every day, constantly implementing new technologies to be always **one step forward**.

With a totally Made in Italy production and a highly qualified technical office, Elentek is present in the national and international market with expandable, modular and totally customizable electrical panels. The control, management and protection of pump systems are guaranteed.

### The certified value of a company

The enhancement of human resources, the quality of the product, the control of production processes: Elentek is ISO 9001 certified to grow every day in a virtuous way.





## THE DESIGN

Looking to the future without neglecting the past.

Elentek combines his knowledge with the most recent discoveries and designs control panels of latest generation constantly improving the performance of the systems where they are installed.

Never before has the control, management and protection of pumps become of the highest quality: the new Elentek control panels are easy to install, expandable, versatile, equipped with a multifunction display or led signals, and ensure anti-seize function.



RESEARCH



PROJECT



DESIGN

## Experience added to modern technology

The App allows you to check the status of the electrical panel and inputs and to perform operations without having to open the device.

Every customer request has been received and designed.

# THE TECHNICAL OFFICE

The technicians who design and test Elentek control panels are the ones who then follow the customer in after-sales support: an extra security for each installer who can contact the source, if the instruction manual is not enough.

Day after day, with continuous confrontation, knowledge grows and every need is reflected in a new product.



# THE ADVANTAGES OF THE NEW ELENTEK PANELS

“One step forward” to satisfy every need.

The continuous study of the market, the direct confrontation with users and the will to satisfy every need at the source. Elentek has always designed its electric panels with the final application in mind, facilitating the installation and the following check.

The new panels designed and built entirely by Elentek have several advantages over the previous range:



## Expandability

Elentek new boards can be expanded with multiple modules described in the catalogue or with a customized module for the need. These additional modules can be integrated into each panel.

## Versatility

Higher powers and number of controllable electric pumps are now managed with more powerful control boards.

## App

The management and programming of the control panel has become even more simple and intuitive for the installer and user with a new app.

## Made in Italy

Production, assembly and testing are managed directly by Elentek to guarantee high quality standards from the first to the last chip.

## Support

From the design to the instruction manual, Elentek facilitates use and clarifies any doubts.



# THE ADDED VALUE OF OUR EXPANSIONS

The versatility of the new Elentek control panels becomes tangible with an expansion of the functions. The expansions that can be implemented within the panels actually allow to increase their versatility.

## PRO-SL - Level probes module

This module is for using the (conductivity) level probes for the management of the control panel in place of float switches.

## Bluetooth wi-fi module for PROXPS-WiFi/BT App

Allows you to connect the panel to any device via wi-fi or bluetooth to the unique Elentek APP

## PRO-SL H2O - Water-in-oil-chamber module

It detects the presence of water in the oil chamber of the pump.

## PROXPS RS485 - Modbus module

This RS485 module allows communication between different devices connected to the same network.

Modbus is often used to connect a supervisor computer with a remote terminal unit (RTU) in supervisory control and data acquisition systems (eg. SCADA).

## PROXPS-6DO - Free voltage contact BMS module

This module is used to remotely check the operating status of the system through ON-OFF free voltage contacts.

## PRODBT - Buffer battery module

A kit made of a buffer battery and its support to power supply and signal the level alarm (GA contact) of the electrical panel even in power failure or blackout conditions.

With the appropriate kit you can implement this on your panel's functionality without having to add an extra alarm panel to your system or making an afterward implementation easier.





## UNIQUE ELENTEK APP

With the unique Elentek APP you can control the status of the electrical panel and carry out operations **without having to open it**. Thanks to the fast configuration and the intuitive interface you can have your control panels always at hand!



### Multilingual

Language set-up

### Connectivity

Search for the panel to be connected via bluetooth.

### Security

Personal password entry depending on the type of user.

### Memorization

Memory and alarm history.

### Personalization

Customize your control panel according to the type of pumping system.

### Full Control

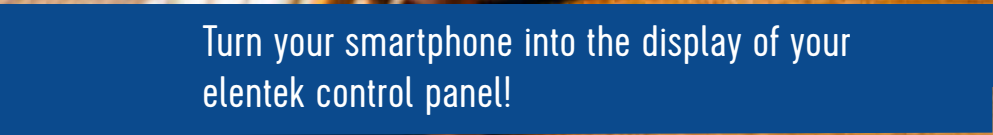
Visualization of the status of the board's inputs and outputs.







Turn your smartphone into the display of your elentek control panel!



# Electronic Panels

p. 10-13



## smart PRO

**PRESSURISATION - FILLING - EMPTYING - DRAINAGE**  
The panel that allows you to optimize at low cost.

p. 14-17



## smart PRO X

**PRESSURISATION - FILLING - EMPTYING - DRAINAGE**  
Smart Pro integrated with a practical display.

p. 18-23



## express PRO

**PRESSURISATION - FILLING - EMPTYING - DRAINAGE**  
The expression of completeness.

p. 24-27



## drytek PRO

**PRESSURISATION - FILLING**  
The panel for dry running without probes.

p. 28-31



## easy

**PRESSURISATION - FILLING**  
The easiest Elentek panel to use.

p. 32-35



## pluvio PRO

**EMPTYING - DRAINAGE**  
The electrical panel for systems first rests.

p. 36-39



## wastek PRO

**EMPTYING - DRAINAGE**

Ideal for installations in small well.

p. 40-43



## stardelta PRO

**PRESSURISATION - FILLING - EMPTYING - DRAINAGE**

The powerful and reliable panel in all conditions.

p. 44-47



## reacto PRO

**PRESSURISATION - FILLING - EMPTYING - DRAINAGE**

It combines completeness and versatility with the need for a submersible pump.

## Related products

p. 48-49

Spare boards

p. 53

E-KIOSK Column

p. 50

DROP Floats

p. 54

Stainless Steel Manifolds

p. 51

FLO Floats

p. 55

Base booster

p. 52

Ball valves

p. 56

Unit Alarm

p. 52

Pressure transducer

p. 57

Flash

# smart PRO

## EASY INSTALLATION



## USER INTERFACE



## EXPANDABILITY



## VERSATILITY




## Want to optimize at **low cost**? smart PRO

**SMART PRO** is the evolution of Elentek's best-seller control panel, suitable for both **clean water** and **wastewater systems**. Thanks to the new expansion modules system and the connections, the panel can be used for a wide range of applications and increases the potential of the system. Compact, very easy to install and program also by App, it facilitates the replacement of old and obsolete panels installed.



REMOVABLE  
TERMINALS



RS485  
(Optional)



MODULAR  
EXPANDABILITY



## COMPETITIVE

The competitive control panel for several applications

## INTUITIVE

Easy to set up and use

## ANTI-SEIZE

Pump unblocking function to prevent faults

## MAXIMUM CONTROL

Integrating the most complete system protections



## APPLICATIONS

✓ PRESSURISATION

✓ FILLING

✓ EMPTYING

✓ DRAINAGE

## CONNECTIVITY

BMS FREE VOLTAGE CONTACTS MODULE

BLUETOOTH WI-FI MODULE FOR APP

WATER IN OIL CHAMBER MODULE

BUFFER BATTERY MODULE

RS485 MODBUS MODULE

LEVEL PROBES MODULE

## TECHNICAL FEATURES

### FUNCTIONS

- LEDs on front of panel for signaling operating status and alarms
- AUTOMATIC - 0 (standby) - MANUAL pushbuttons (fixed or pulse)
- Anti-seize autotest (can be disabled)
- Dry running protection with: level probes/ floats/ pressure switches
- Up to 4 control inputs: floats/pressure switches
- Clicson inputs with automatic reset (can be disabled)
- Inversion of inputs (from normally open to normally closed)
- Start/stop float switch function (can be disabled)
- Current protection delay
- Automatic reset from minimum current alarm (can be disabled)
- Delay time of motor enabling after power mains return
- Pushbutton for manual operation (fixed or pulse)
- Predisposition for run capacitors for single-phase version (not included)

### ADDITIONAL FUNCTIONS SMART PRO 2

- Duty/standby (can be disabled)
- Immediate motor changeover in case of a fault

### VERSIONS

- Power supply 1phase 100-240Vac 50/60Hz
- Power supply 3phase 310-450Vac 50/60Hz

### CONTROLS

- Electronic control of maximum current with assisted calibration
- Electronic control of minimum current (dry running) with assisted calibration
- Failure or incorrect phase sequence control on power supply input (can be disabled)

### ALARMS

- Alarms reported: voltage status, levels, motor overload, minimum motor current, clicson motor
- General alarm output contacts

### PROTECTIONS

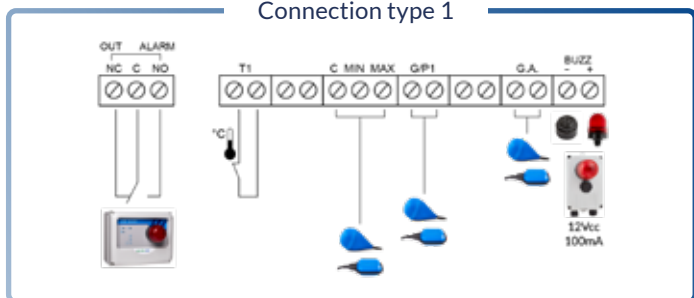
- Auxiliary and motor protection fuses
- Isolator (except for NB code)
- Box in ABS, IP55

# MODELS AND CONNECTION DIAGRAMS

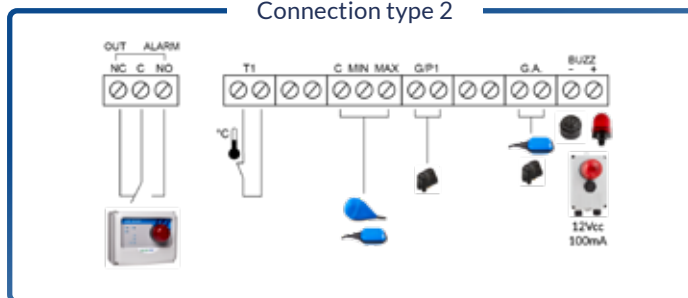
## smart PRO 1

Code	Model	Voltage	Max power		Current		Box		Weight
			Kw	Hp	Range	Max	Mod.	Material	Kg.
11015NB	SMART PRO 1-Mono (no switch interlocking door)	1~230 V	2,2	3	2-18 A	18 A	P1	Plastic	1.2
11015	SMART PRO 1-Mono	1~230 V	2,2	3	2-18 A	18 A	P2	Plastic	1.5
11016	SMART PRO 1-Tri/7,5	3~400 V	7,5	10	2-16 A	16 A	P2	Plastic	2.3
11017	SMART PRO 1-Tri/11	3~400 V	11	15	16-25 A	25 A	P2	Plastic	2.5
11018	SMART PRO 1-Tri/15	3~400 V	15	20	16-32 A	32 A	P2	Plastic	3

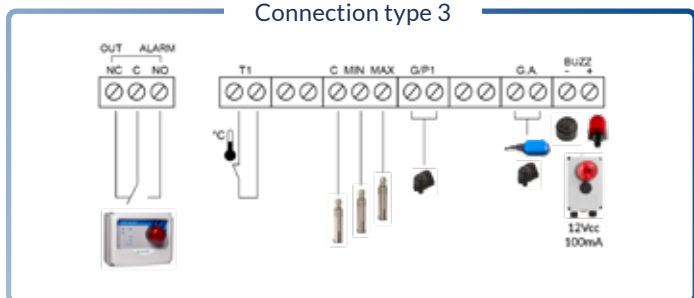
Connection type 1



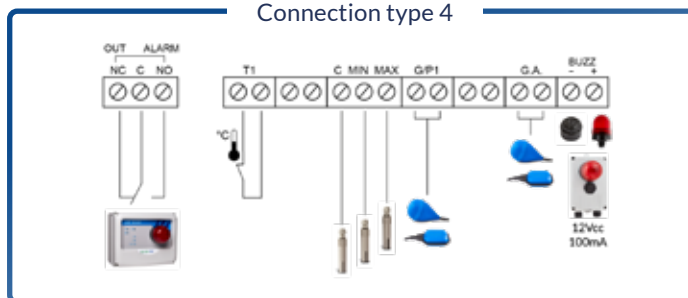
Connection type 2



Connection type 3



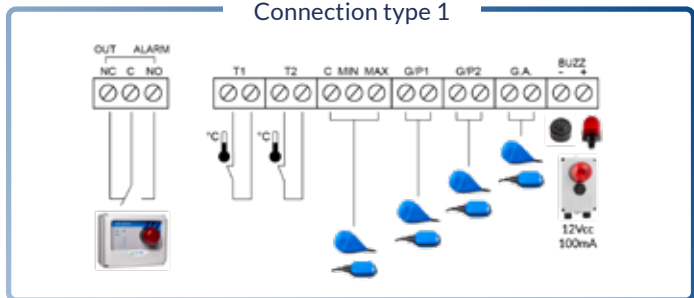
Connection type 4



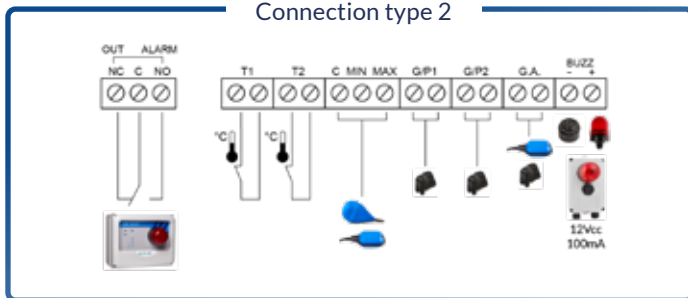
## smart PRO 2

Code	Model	Voltage	Max power		Current		Box		Weight
			Kw	Hp	Range	Max	Mod.	Material	Kg.
12015NB	SMART PRO 2-Mono (no switch interlocking door)	1~230 V	2,2	3	2-18 A	18 A	P1	Plastic	1.2
12015	SMART PRO 2-Mono	1~230 V	2,2	3	2-18 A	18 A	P2	Plastic	1.5
12016	SMART PRO 2-Tri/7,5	3~400 V	7,5	10	2-16 A	16 A	P2	Plastic	2.5
12017	SMART PRO 2-Tri/11	3~400 V	11	15	16-25 A	25 A	P3	Plastic	3
12018	SMART PRO 2-Tri/15	3~400 V	15	20	16-32 A	32 A	P3	Plastic	3.5

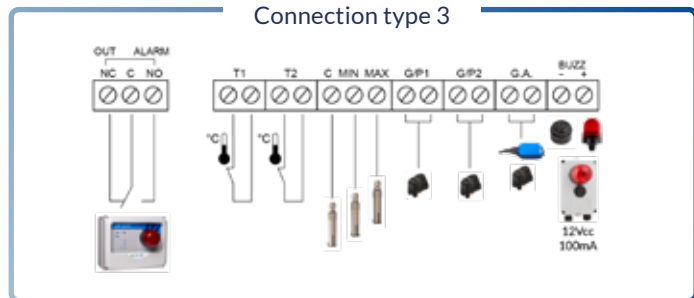
Connection type 1



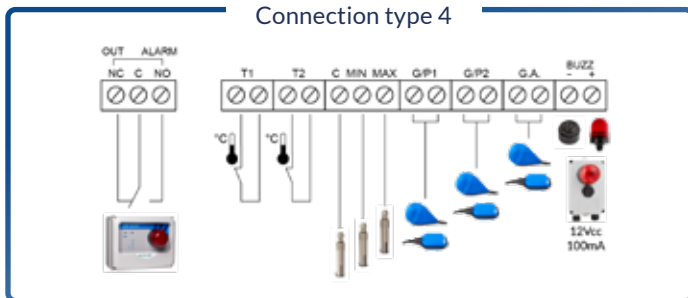
Connection type 2



Connection type 3



Connection type 4





## ACCESSORIES


Code	Model	Description
98007	K3SL	Kit of 3 level probes (electrodes)
99050	PM/5	Pressure switch 1-5 bar
99051	PM/12	Pressure switch 3-12 bar
98003.012	AA-12Vdc	Acoustic alarm 90 dB 12Vdc
98004.012	LL-12Vac/dc	Flashing alarm 12V AC/DC
98022	FE	Emergency pushbutton
98029	DT	Daily timer with switch-riders
98030	WT	Weekly digital timer
98032	TPL	Pause/work timer
98033	CI24Vac	External 24Vac input for activation/deactivation of the motor
98033A	CI230Vac	External 230Vac input for activation/deactivation of the motor



## EXPANSION

Code	Model	Description
98102	PRO-XPS	PROXPS RS485 Modbus module
98103*	PRO-SL	PRO-SL level probe module
98104*	PRO-H2O	PRO-SL H2O Oil Chamber Water Presence Module
98105*	PRO-6DO	BMS dry contacts module
98106	PRO-DBT	PRODBT buffer battery module
98107	PRO-WIFI	Bluetooth wi-fi module for App PROXPS-WiFi / BT

\*Only 1 of the expansions can be chosen: 98103 / 98104 / 98105

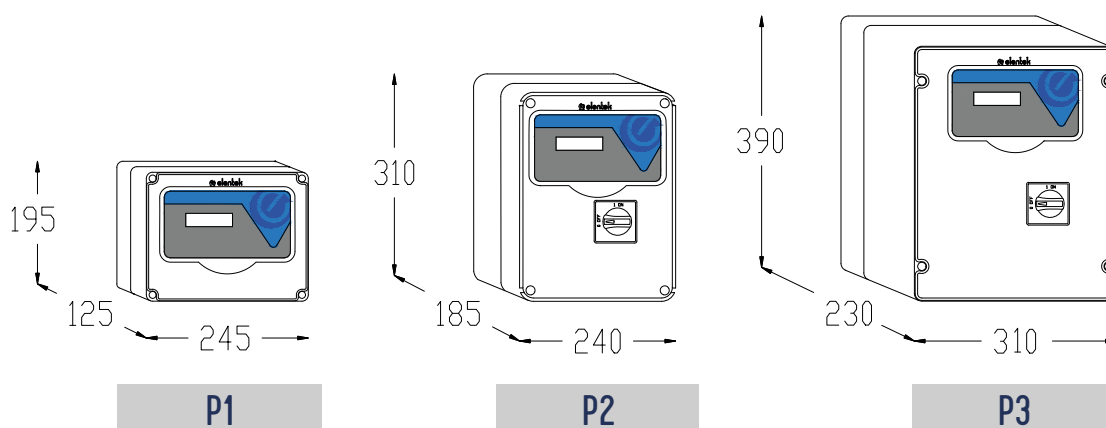


## RELATED PRODUCTS

Code	Model	Description
99034	FLO 10	Float switch with neoprene cable length 10 m
99036	DROP 10	Variable float switch with neoprene cable length 10 m
99039	SHELL	Counterweight
01503	FLASH 12	Acoustic/visual alarm panel
01500	UNIT ALARM 1	Acoustic alarm panel with buffer battery
01501	UNIT ALARM 2	Acoustic/visual alarm panel with buffer battery
01502	UNIT ALARM GSM	Acoustic/visual alarm panel with buffer battery and GSM kit
pag. 54	MANIFOLD	Stainless steel manifolds
97007	E-KIOSK	Polyethylene panel column
99009	BASE FULL	Base for horizontal and vertical 2-pump booster kits



## MODELS



# smart PRO X

## EASY INSTALLATION



## USER INTERFACE



## EXPANDABILITY



## VERSATILITY




## Smart pro is not enough? smart PRO X

The practical display to check the working and operation data of the motors connected distinguishes **SMART PRO X**. Thanks to the new expansion modules system and the connections, the panel can be used for a wide range of applications and increases the potential of the system. Compact, very easy to install and program also by App, it facilitates the replacement of old and obsolete panels installed.



REMOVABLE  
TERMINALS



RS485  
(Optional)



MODULAR  
EXPANDABILITY



## COMPETITIVE

The competitive control panel for several applications

## EVEN MORE INTUITIVE

The display makes it even easier and faster

## MULTILINGUAL

Choice of 4 display languages

## MAXIMUM CONTROL

Integrating the most complete system protections

## APPLICATIONS

✓ PRESSURISATION

✓ FILLING

✓ EMPTYING

✓ DRAINAGE

## CONNECTIVITY

BMS FREE VOLTAGE CONTACTS MODULE

BLUETOOTH WI-FI MODULE FOR APP

WATER IN OIL CHAMBER MODULE

BUFFER BATTERY MODULE

RS485 MODBUS MODULE

LEVEL PROBES MODULE

## TECHNICAL FEATURES

### FUNCTIONS

- LCD display to show voltage, current, working hours, number of starts, motor status and alarms
- AUTOMATIC - 0 (standby) – MANUAL pushbuttons (fixed or pulse)
- Language settings (Italian, English, French, Spanish, German)
- Anti-seize autotest (can be disabled)
- Dry running protection with: level probes/ floats/pressure switches
- Up to 4 control inputs: floats/pressure switches
- Clicson inputs with automatic reset (can be disabled)
- Input reversal (from normally open to normally closed)
- Start/stop float switch function (can be disabled)
- Selectable amperometric protection delay
- Automatic reset due to minimum current alarm (can be disabled)
- Activation delay from mains return(can be disabled)
- Manual pushbutton operation (fixed or pulse)
- Provision for run capacitors, single-phase version (not included)

### ADDITIONAL FUNCTIONS SMART PRO X 2

- Duty/standby (can be disabled)
- Immediate motor changeover in case of a fault

### VERSIONS

- Power supply 1phase 100-240Vac 50/60Hz
- Power supply 3phase 310-450Vac 50/60Hz

### CONTROLS

- Electronic control of minimum and maximum voltage
- Electronic control of maximum current with assisted calibration
- Electronic control of minimum current (dry running) with assisted calibration
- Failure or incorrect phase sequence control on power supply input (can be disabled)

### ALARMS

- Alarms reported: voltage status, levels, motor overload, minimum motor current, clicson motor
- General alarm output contacts

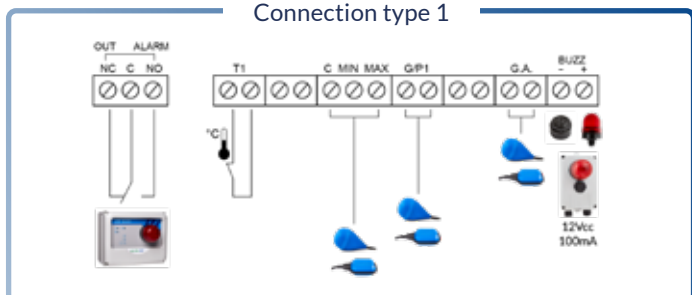
### PROTECTIONS

- Auxiliary and motor protection fuses
- Isolator (except for NB code)
- Box in ABS, IP55

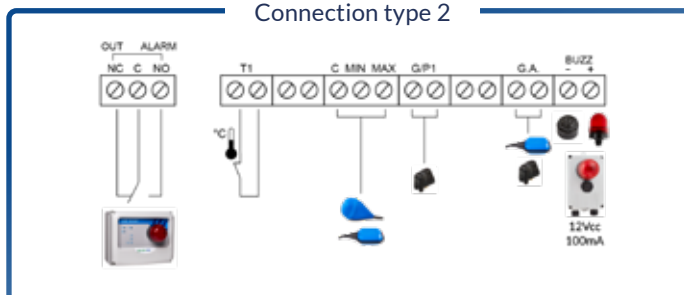
## smart PRO X 1

Code	Model	Voltage	Max power		Current		Box		Weight
			Kw	Hp	Range	Max	Mod.	Material	
11015XNB	SMART PRO X 1-Mono (no switch interlocking door)	1~230 V	2,2	3	0-18 A	18 A	P1	Plastic	1.2
11015X	SMART PRO X 1-Mono	1~230 V	2,2	3	0-18 A	18 A	P2	Plastic	1.5
11016X	SMART PRO X 1-Tri/7,5	3~400 V	7,5	10	0-18 A	18 A	P2	Plastic	2.5
11017X	SMART PRO X 1-Tri/11	3~400 V	11	15	16-25 A	25 A	P2	Plastic	2.5
11018X	SMART PRO X 1-Tri/15	3~400 V	15	20	16-32 A	32 A	P2	Plastic	3

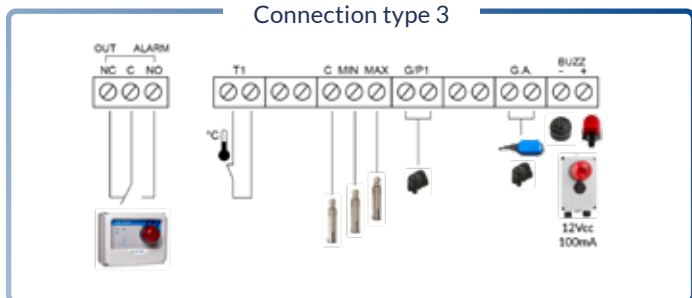
Connection type 1



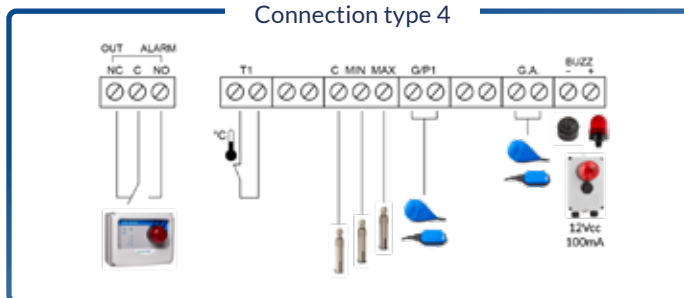
Connection type 2



Connection type 3



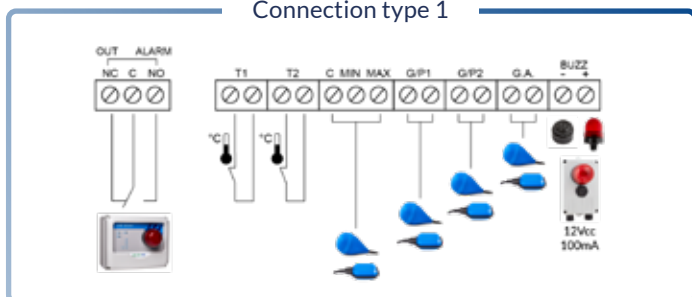
Connection type 4



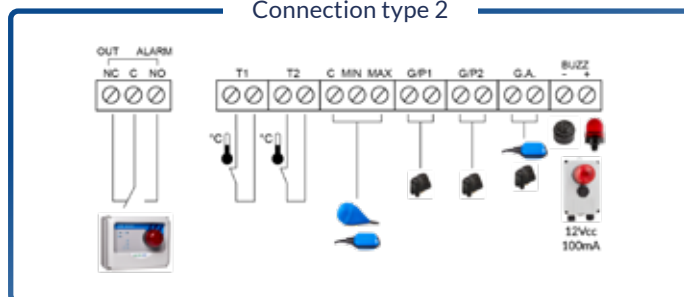
## smart PRO X 2

Code	Model	Voltage	Max power		Current		Box		Weight
			Kw	Hp	Range	Max	Mod.	Material	
12015XNB	SMART PRO X 2-Mono (no switch interlocking door)	1~230 V	2,2	3	0-18 A	18 A	P1	Plastic	1.2
12015X	SMART PRO X 2-Mono	1~230 V	2,2	3	0-18 A	18 A	P2	Plastic	1.5
12016X	SMART PRO X 2-Tri/7,5	3~400 V	7,5	10	0-16 A	16 A	P2	Plastic	2.5
12017X	SMART PRO X 2-Tri/11	3~400 V	11	15	16-25 A	25 A	P3	Plastic	3
12018X	SMART PRO X 2-Tri/15	3~400 V	15	20	16-32 A	32 A	P3	Plastic	3.5

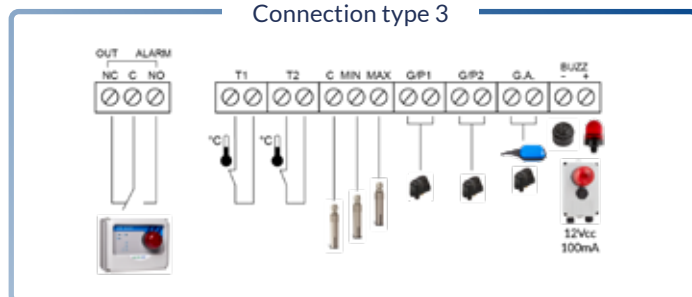
Connection type 1



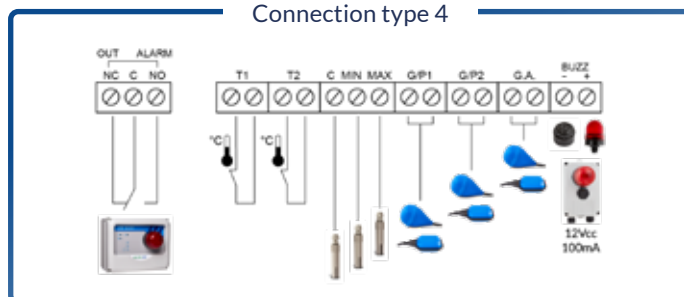
Connection type 2



Connection type 3



Connection type 4



## ACCESSORIES


Code	Model	Description
98007	K3SL	Kit of 3 level probes (electrodes)
99050	PM/5	Pressure switch 1-5 bar
99051	PM/12	Pressure switch 3-12 bar
98003.012	AA-12Vdc	Acoustic alarm 90 dB 12Vdc
98004.012	LL-12Vac/dc	Flashing alarm 12V AC/DC
98022	FE	Emergency pushbutton
98029	DT	Daily timer with switch-riders
98030	WT	Weekly digital timer
98032	TPL	Pause/work timer
98033	CI24Vac	External 24Vac input for activation/deactivation of the motor
98033A	CI230Vac	External 230Vac input for activation/deactivation of the motor



## EXPANSIONS

Code	Model	Description
98102	PRO-XPS	PROXPS RS485 Modbus module
98103*	PRO-SL	PRO-SL level probe module
98104*	PRO-H2O	PRO-SL H2O Oil Chamber Water Presence Module
98105*	PRO-6DO	BMS dry contacts module
98106	PRO-DBT	PRODBT buffer battery module
98107	PRO-WiFi	Bluetooth wi-fi module for App PROXPS-WiFi / BT

\*Only 1 of the expansions can be chosen: 98103 / 98104 / 98105

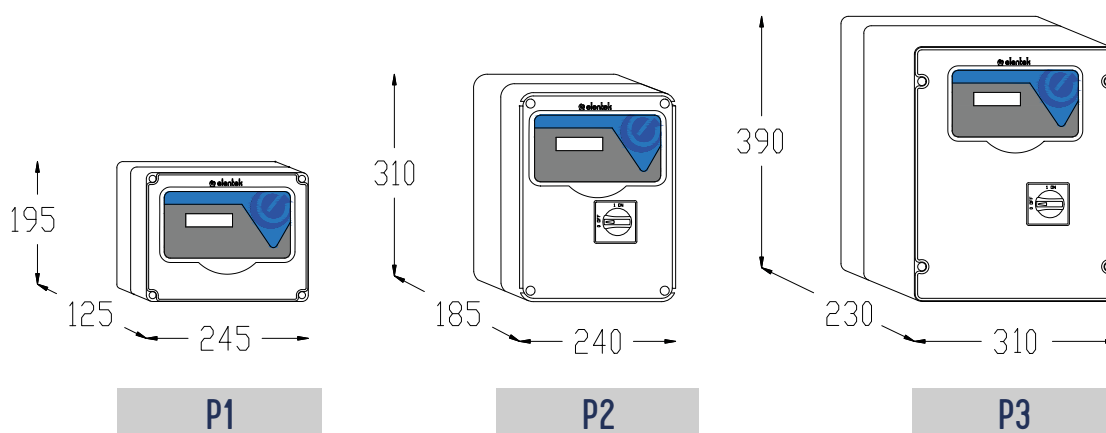


## RELATED PRODUCTS

Code	Model	Description
99034	FLO 10	Float switch with neoprene cable length 10 m
99036	DROP 10	Variable float switch with neoprene cable length 10 m
99039	SHELL	Counterweight
01503	FLASH 12	Acoustic/visual alarm panel
01500	UNIT ALARM 1	Acoustic alarm panel with buffer battery
01501	UNIT ALARM 2	Acoustic/visual alarm panel with buffer battery
01502	UNIT ALARM GSM	Acoustic/visual alarm panel with buffer battery and GSM kit
pag. 54	MANIFOLD	Stainless steel manifolds
97007	E-KIOSK	Polyethylene panel column
99009	BASE FULL	Base for horizontal and vertical 2-pump booster kits



## MODELS





# express PRO

## EASY INSTALLATION



## USER INTERFACE



## EXPANDABILITY



## VERSATILITY




## The expression of completeness? express PRO

In this new version, **EXPRESS PRO** is once again the most complete, versatile and practical panel in the Elentek range. With its simple and immediate user interface, **6 preset modes** of use and multiple applications, Express Pro has evolved even further with additional connectivity, control and expandability options.



HISTORICAL  
ALARMS



RS485  
(Optional)



MODULAR  
EXPANDABILITY



## FLEXIBILITY

Additional application options thanks to analogue input

## ALWAYS PRESENT

Thanks to the multilingual display, every operation is displayed

## PROGRAMMABLE ANTI-SEIZE

Customisable programming to avoid undesired blockages

## MAXIMUM MODULARITY

System implementable up to 4 pumps

## APPLICATIONS

✓ PRESSURISATION

✓ FILLING

✓ EMPTYING

✓ DRAINAGE

## CONNECTIVITY

BMS FREE VOLTAGE CONTACTS MODULE

BLUETOOTH WI-FI MODULE FOR APP

WATER IN OIL CHAMBER MODULE

BUFFER BATTERY MODULE

RS485 MODBUS MODULE

LEVEL PROBES MODULE

## TECHNICAL FEATURES

### FUNCTIONS

- LCD display for displaying and programming: voltage, current, power factor, hours of operation, number of starts, motor status, alarms, analogue signal and thresholds
- AUTOMATIC - 0 (standby) - MANUAL (fixed or pulse) operation buttons
- Language settings (Italian, English, French, Spanish, German)
- Anti-seize autotest (programmable)
- Dry running protection with: level probes/ floats/ pressure switches and minimum current
- Up to 6 control inputs: floats/pressure switches
- Input for 4-20 mA or 0-10V analogue signal
- Unit of measurement analogue signal cm - m - bar
- Emergency start and stop inputs with analogue signal operation mode (can be disabled)
- Clickson thermal pad inputs with automatic reset (can be disabled)
- Inversion of inputs (from normally open to normally closed)
- Automatic reset for minimum current alarm with 4 programmable times
- Activation delay from mains return (can be disabled)
- Manual button operation (fixed or pulse)
- Predisposition for run capacitors for single-phase version (not included) (non inclusi)

### EXPRESS PRO 2-3-4 ADDITIONAL FUNCTIONS

- Duty standby (can be disabled)
- Immediate motor changeover in the case of a fault

### VERSIONS

- Single-phase version 100-240Vac 50/60Hz
- Three-phase version 310-450Vac 50/60Hz

### CONTROLS

- Electronic control of minimum and maximum voltage
- Electronic control of maximum motor current
- Electronic control of minimum motor current
- Failure or incorrect phase sequence control on power supply input (can be disabled)

### ALARMS

- Alarms reported: voltage status, levels, motor overload, minimum motor current, clickson motor
- Alarms history
- Alarms for too many starts/hour (programmable)
- General alarm output contacts

### PROTECTIONS

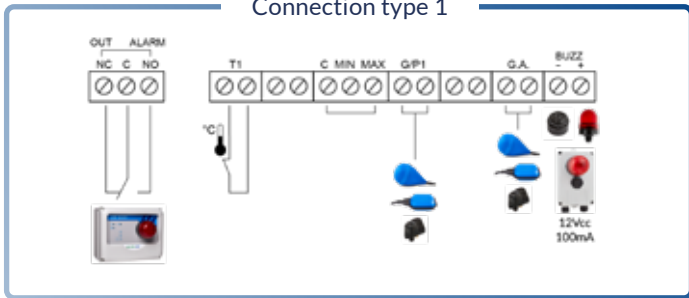
- Auxiliary and motor protection fuses
- Isolator (except for NB code)
- Box in ABS, IP55

# MODELS AND CONNECTION DIAGRAMS

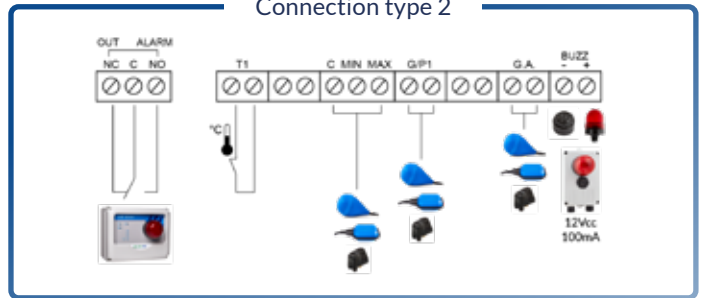
## express PRO 1

Code	Model	Voltage	Max power		Current		Box		Weight
			Kw	Hp	Range	Max	Mod.	Material	Kg.
11630NB	EXPRESS PRO 1-Mono (no switch interlocking door)	1~230 V	2,2	3	0-18 A	18 A	P1	Plastic	1.2
11630	EXPRESS PRO 1-Mono	1~230 V	2,2	3	0-18 A	18 A	P2	Plastic	1.5
11633	EXPRESS PRO 1-Tri/7,5	3~400 V	7,5	10	0-16 A	16 A	P2	Plastic	2.3
11634	EXPRESS PRO 1-Tri/11	3~400 V	11	15	16-25 A	25 A	P2	Plastic	2.5
11635	EXPRESS PRO 1-Tri/15	3~400 V	15	20	16-32 A	32 A	P2	Plastic	3

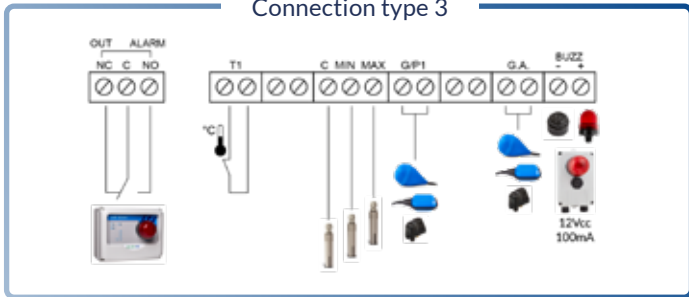
Connection type 1



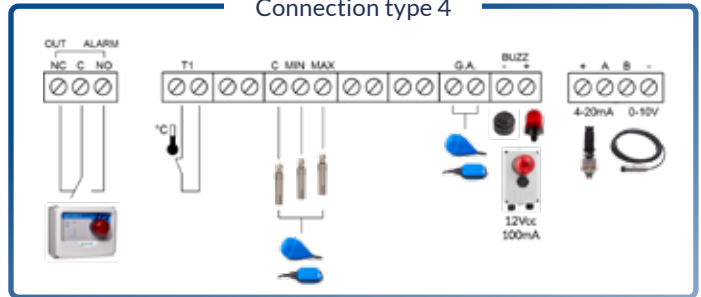
Connection type 2



Connection type 3



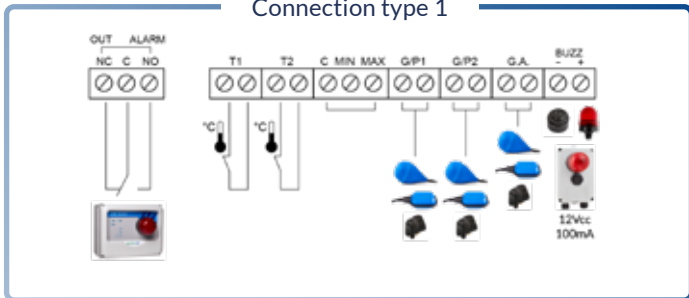
Connection type 4



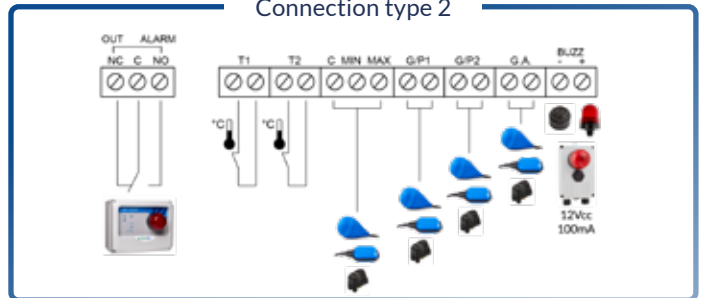
## express PRO 2

Code	Model	Voltage	Max power		Current		Box		Weight
			Kw	Hp	Range	Max	Mod.	Material	Kg.
12630NB	EXPRESS PRO 2-Mono (no switch interlocking door)	1~230 V	2,2	3	0-18 A	18 A	P1	Plastic	1.2
12630	EXPRESS PRO 2-Mono	1~230 V	2,2	3	0-18 A	18 A	P2	Plastic	1.5
12633	EXPRESS PRO 2-Tri/7,5	3~400 V	7,5	10	0-16 A	16 A	P2	Plastic	2.5
12634	EXPRESS PRO 2-Tri/11	3~400 V	11	15	16-25 A	25 A	P3	Plastic	3
12635	EXPRESS PRO 2-Tri/15	3~400 V	15	20	16-32 A	32 A	P3	Plastic	3.5

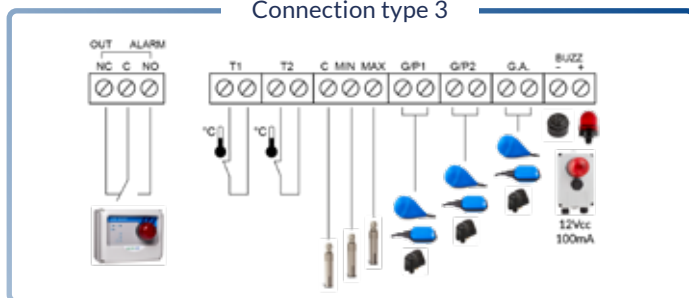
Connection type 1



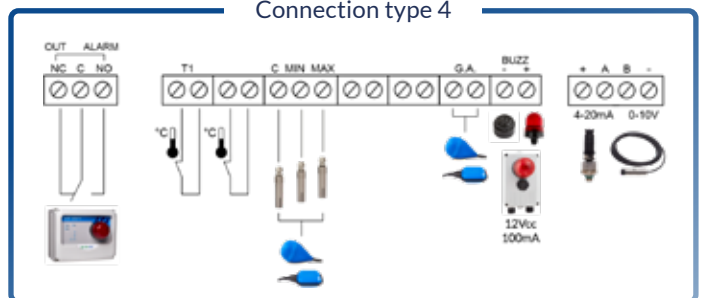
Connection type 2



Connection type 3



Connection type 4





## ACCESSORIES


Code	Model	Description
98007	K3SL	Kit of 3 level probes (electrodes)
99050	PM/5	Pressure switch 1-5 bar
99051	PM/12	Pressure switch 3-12 bar
98003.012	AA-12Vdc	Acoustic alarm 90 dB 12Vdc
98004.012	LL-12Vac/dc	Flashing alarm 12V AC/DC
98022	FE	Emergency pushbutton
98029	DT	Daily timer with switch-riders
98030	WT	Weekly digital timer
98032	TPL	Pause/work timer
98033	CI24Vac	External 24Vac input for activation/deactivation of the motor
98033A	CI230Vac	External 230Vac input for activation/deactivation of the motor



## EXPANSIONS

Code	Model	Description
98102	PRO-XPS	PROXPS RS485 Modbus module
98103*	PRO-SL	PRO-SL level probe module
98104*	PRO-H2O	PRO-SL H2O Oil Chamber Water Presence Module
98105*	PRO-6DO	BMS dry contacts module
98106	PRO-DBT	PRODBT buffer battery module
98107	PRO-WiFi	Bluetooth wi-fi module for App PROXPS-WiFi / BT

\*Only 1 of the expansions can be chosen: 98103 / 98104 / 98105

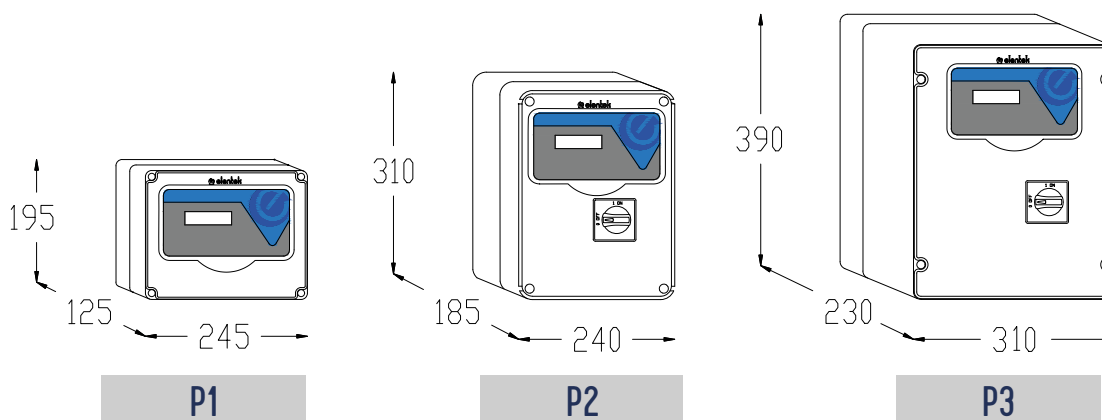


## RELATED PRODUCTS

Code	Model	Description
99034	FLO 10	Float switch with neoprene cable length 10 m
99036	DROP 10	Variable float switch with neoprene cable length 10 m
99039	SHELL	Counterweight
01503	FLASH 12	Acoustic/visual alarm panel
01500	UNIT ALARM 1	Acoustic alarm panel with buffer battery
01501	UNIT ALARM 2	Acoustic/visual alarm panel with buffer battery
01502	UNIT ALARM GSM	Acoustic/visual alarm panel with buffer battery and GSM kit
98044	TP010B	Pressure transducer 0-10Bar 4-20mA
98045	TP016B	Pressure transducer 0-16Bar 4-20mA
pag. 54	MANIFOLD	Stainless steel manifolds
97007	E-KIOSK	Polyethylene panel column
99009	BASE FULL	Base for horizontal and vertical 2-pump booster kits



## MODELS



## MODELS

### express PRO 3

Code	Model	Voltage	Max power		Current		Box		Weight
			Kw	Hp	Range	Max	Mod.	Material	Kg.
13630	EXPRESS PRO 3-Mono	1~230 V	2,2	3	0-18 A	18 A	P3	Plastic	5
13633	EXPRESS PRO 3-Tri/7,5	3~400 V	7,5	10	0-18 A	18 A	M1	Metallic	15
13634	EXPRESS PRO 3-Tri/11	3~400 V	11	15	16-25 A	25 A	M1	Metallic	15
13635	EXPRESS PRO 3-Tri/15	3~400 V	15	20	16-32 A	32 A	M1	Metallic	15

### express PRO 4

Code	Model	Voltage	Max power		Current		Box		Weight
			Kw	Hp	Range	Max	Mod.	Material	Kg.
14630	EXPRESS PRO 4-Mono	1~230 V	2,2	3	0-18 A	18 A	P3	Plastic	20
14633	EXPRESS PRO 4-Tri/7,5	3~400 V	7,5	10	0-18 A	18 A	M3	Metallic	25
14634	EXPRESS PRO 4-Tri/11	3~400 V	11	15	16-25 A	25 A	M3	Metallic	25
14635	EXPRESS PRO 4-Tri/15	3~400 V	15	20	16-32 A	32 A	M3	Metallic	25

## ACCESSORIES


Code	Model	Description
98007	K3SL	Kit of 3 level probes (electrodes)
99050	PM/5	Pressure switch 1-5 bar
99051	PM/12	Pressure switch 3-12 bar
98003.012	AA-12Vdc	Acoustic alarm 90 dB 12Vdc
98004.012	LL-12Vac/dc	Flashing alarm 12V AC/DC
98022	FE	Emergency pushbutton
98029	DT	Daily timer with switch-riders
98030	WT	Weekly digital timer
98032	TPL	Pause/work timer
98033	CI24Vac	External 24Vac input for activation/deactivation of the motor
98033A	CI230Vac	External 230Vac input for activation/deactivation of the motor



## EXPANSIONS

Code	Model	Description
98102	PRO-XPS	PROXPS RS485 Modbus module
98103*	PRO-SL	PRO-SL level probe module
98104*	PRO-H2O	PRO-SL H2O Oil Chamber Water Presence Module
98105*	PRO-6DO	BMS dry contacts module
98106	PRO-DBT	PRODBT buffer battery module
98107	PRO-WiFi	Bluetooth wi-fi module for App PROXPS-WiFi / BT

\*Only 1 of the expansions can be chosen: 98103 / 98104 / 98105

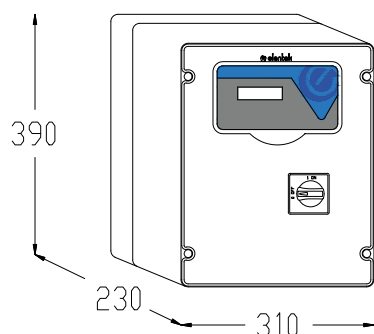


## RELATED PRODUCTS

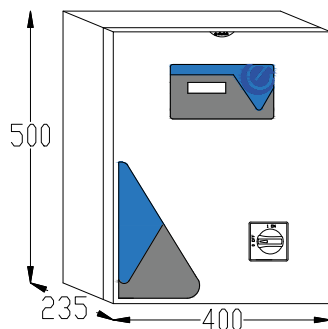
Code	Model	Description
99034	FLO 10	Float switch with neoprene cable length 10 m
99036	DROP 10	Variable float switch with neoprene cable length 10 m
99039	SHELL	Counterweight
01503	FLASH 12	Acoustic/visual alarm panel
01500	UNIT ALARM 1	Acoustic alarm panel with buffer battery
01501	UNIT ALARM 2	Acoustic/visual alarm panel with buffer battery
01502	UNIT ALARM GSM	Acoustic/visual alarm panel with buffer battery and GSM kit
98044	TP010B	Pressure transducer 0-10Bar 4-20mA
98045	TP016B	Pressure transducer 0-16Bar 4-20mA
pag. 54	MANIFOLD	Stainless steel manifolds
97007	E-KIOSK	Polyethylene panel column
99009	BASE FULL	Base for horizontal and vertical 2-pump booster kits



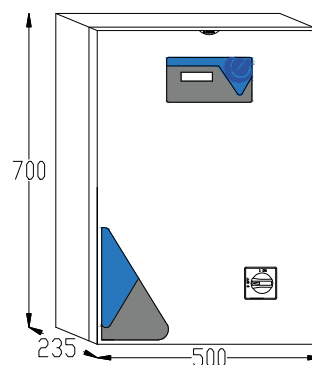
## MODELS



P3



M1



M3

# drytek PRO

## EASY INSTALLATION



## USER INTERFACE



## EXPANDABILITY



## VERSATILITY




## Dry running protection without probes? drytek

**DRYTEK PRO** protects the electric pump against dry running by the power factor control integrated in the microprocessor. Thanks to the display and the available expansions it helps **saving installation time** and reducing service costs.



UNIQUE APP



RS485  
(Optional)



POWER FACTOR



## POWER FACTOR CONTROL

Dry running protection without use of level probes

## MULTIFUNCTION DISPLAY

Display and programming of parameters from multi-language LCD display

## PROGRAMMABLE RESTARTS

Programmable restart times from dry running protection

## RELIABLE

Integrates accurate protection systems

## APPLICATIONS

PRESSURISATION

FILLING

EMPTYING

DRAINAGE

## CONNECTIVITY

BMS FREE VOLTAGE CONTACTS MODULE

BLUETOOTH WI-FI MODULE FOR APP

RS485 MODBUS MODULE

## TECHNICAL FEATURES

### FUNCTIONS

- LCD display showing: voltage, current, power factor, hours of operation, number of starts, motor status and alarms
- AUTOMATIC - 0 (standby) - MANUAL selector (fixed or pulse)
- Language settings (Italian, English, French, Spanish, German)
- Anti-seize autotest (programmable)
- Dry running protection by power factor control
- Up to 4 control inputs: level probes/floats/pressure switches
- Clicson inputs with automatic reset (can be disabled)
- Inputs inversion (from normally open to normally closed)
- Automatic reset for minimum power factor alarm settable with 4 times
- Manual button operation (fixed or pulse)
- Provision for run capacitors on single-phase model (not included)

### DRYTEK PRO 2 ADDITIONAL FUNCTIONS

- Duty standby (can be disabled)
- Immediate motor changeover in case of fault

### VERSIONS

- Power supply 1phase 100-240Vac 50/60Hz
- Power supply 3phase 310-450Vac 50/60Hz

### CONTROLS

- Electronic control of minimum and maximum voltage
- Electronic control of maximum motor current
- Dry running control by power factor
- Failure or incorrect phase sequence control on power supply input (can be disabled)

### ALARMS

- Alarms reported: voltage status, levels, motor overload, minimum power factor, motor clicson
- Alarm output contacts

### PROTECTIONS

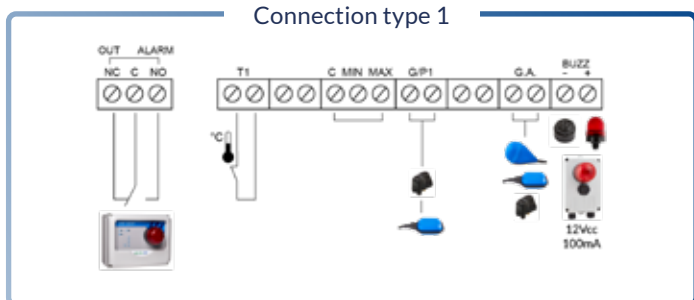
- Auxiliary and motor protection fuses
- Isolator (except for NB code)
- Box in ABS, IP55

## MODELS AND CONNECTION DIAGRAMS

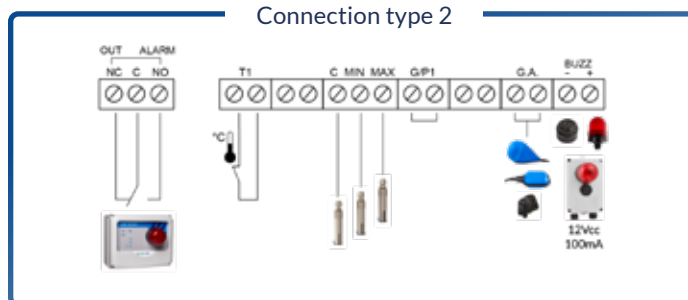
### drytek PRO 1

Code	Model	Voltage	Max power		Current		Box		Weight
			Kw	Hp	Range	Max	Mod.	Material	
11001NB	DRYTEK PRO 1-Mono (no switch interlocking door)	1~230 V	2,2	3	0-18 A	18 A	P1	Plastic	1.2
11001	DRYTEK PRO 1-Mono	1~230 V	2,2	3	0-18 A	18 A	P2	Plastic	1.5
11004	DRYTEK PRO 1-Tri/7,5	3~400 V	7,5	10	0-16 A	16 A	P2	Plastic	2.3
11005	DRYTEK PRO 1-Tri/11	3~400 V	11	15	0-25 A	25 A	P2	Plastic	2.5
11006	DRYTEK PRO 1-Tri/15	3~400 V	15	20	0-32 A	32 A	P2	Plastic	3

Connection type 1



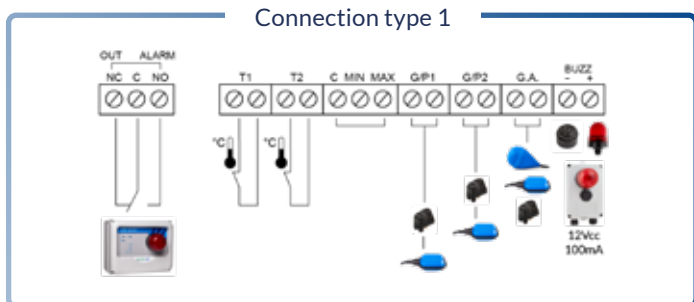
Connection type 2



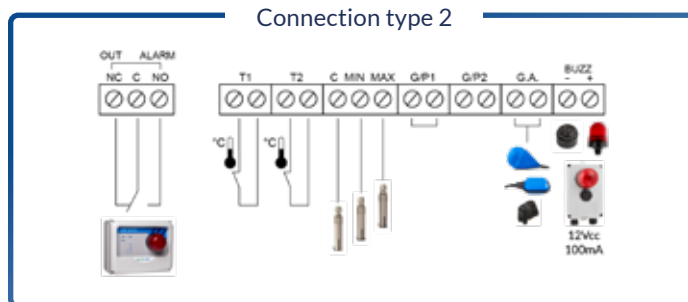
### drytek PRO 2

Code	Model	Voltage	Max power		Current		Box		Weight
			Kw	Hp	Range	Max	Mod.	Material	
12001NB	DRYTEK PRO 2-Mono (no switch interlocking door)	1~230 V	2,2	3	0-18 A	18 A	P1	Plastic	1.2
12001	DRYTEK PRO 2-Mono	1~230 V	2,2	3	0-18 A	18 A	P2	Plastic	1.5
12004	DRYTEK PRO 2-Tri/7,5	3~400 V	7,5	10	0-16 A	16 A	P2	Plastic	2.5
12005	DRYTEK PRO 2-Tri/11	3~400 V	11	15	0-25 A	25 A	P2	Plastic	3
12006	DRYTEK PRO 2-Tri/15	3~400 V	15	20	0-32 A	32 A	P2	Plastic	3.5

Connection type 1



Connection type 2





## ACCESSORIES


Code	Model	Description
98007	K3SL	Kit of 3 level probes (electrodes)
99050	PM/5	Pressure switch 1-5 bar
99051	PM/12	Pressure switch 3-12 bar
98003.012	AA-12Vdc	Acoustic alarm 90 dB 12Vdc
98004.012	LL-12Vac/dc	Flashing alarm 12V AC/DC
98022	FE	Emergency pushbutton
98029	DT	Daily timer with switch-riders
98030	WT	Weekly digital timer
98032	TPL	Pause/work timer
98033	CI24Vac	External 24Vac input for activation/deactivation of the motor
98033A	CI230Vac	External 230Vac input for activation/deactivation of the motor



## EXPANSIONS

Code	Model	Description
98102	PRO-XPS	PROXPS RS485 Modbus module
98103*	PRO-SL	PRO-SL level probe module
98104*	PRO-H2O	PRO-SL H2O Oil Chamber Water Presence Module
98105*	PRO-6DO	BMS dry contacts module
98106	PRO-DBT	PRODBT buffer battery module
98107	PRO-WiFi	Bluetooth wi-fi module for App PROXPS-WiFi / BT

\*Only 1 of the expansions can be chosen: 98103 / 98104 / 98105

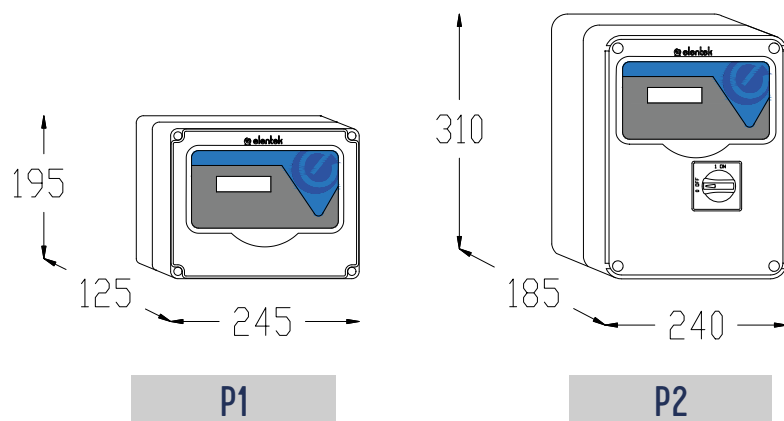


## RELATED PRODUCTS

Code	Model	Description
99034	FLO 10	Float switch with neoprene cable length 10 m
99036	DROP 10	Variable float switch with neoprene cable length 10 m
99039	SHELL	Counterweight
01503	FLASH 12	Acoustic/visual alarm panel
01500	UNIT ALARM 1	Acoustic alarm panel with buffer battery
01501	UNIT ALARM 2	Acoustic/visual alarm panel with buffer battery
01502	UNIT ALARM GSM	Acoustic/visual alarm panel with buffer battery and GSM kit
pag. 54	MANIFOLD	Stainless steel manifolds
97007	E-KIOSK	Polyethylene panel column



## MODELS



# easy

## EASY INSTALLATION



## USER INTERFACE



## EXPANDABILITY



## VERSATILITY



## Make it **easy?** easy

**EASY**, the most user-friendly panel from Elentek. Easy control panel is self-programming by simply pressing a button. EASY creates a local wireless network to control and refine the parameters with your **smartphone or tablet**. Control and protect, just do it simply with EASY.



### ESSENTIAL

Self-learning means no set-up required

### COMPACT

Small size for specific needs

### CONNECTIVITY

Private Wi-Fi to connect to your device

### PLUG-IN VERSION

Simplifies installation even further



## APPLICATIONS

PRESSURISATION

FILLING

EMPTYING

DRAINAGE

## CONNECTIVITY

**BUILT-IN WI-FI MODULE FOR APP/BROWSER**

**POWER SUPPLY PLUG**

Plug for power supply of the motor and 2 control input connectors [EASY PLUG IN single phase version only]

## TECHNICAL FEATURES

### SELF-LEARNING FUNCTIONS

- LEDs on front of panel for signalling operating status and alarms
- Pushbuttons: AUTOMATIC, 0 with MANUAL function
- Self-learning of electrical motor data
- Dry running protection by: level probes/floats/pressure switches
- Up to 2 control inputs: level probes/floats/pressure switches
- Manual button operation (fixed or momentary)
- Predisposition for run capacitors for single-phase version (not included)

### ADDITIONAL FUNCTIONS WITH WI-FI CONNECTION

- Interface language selection: Italian/English/French/German/Spanish
- Display of motor absorption, working hours and number of motor starts (resettable)
- Electronic control of minimum current (dry running)
- Automatic reset due to minimum current alarm with programmable times
- Selection of delay time for minimum/maximum current alarm activation at motor start
- Too many starts/hour setting and alarm
- Enabling of level alarm from probes

### VERSIONS

- Power supply 1 phase 100-240Vac 50/60Hz (EASY-Mono)
- Power supply 3 phase 310-450Vac 50/60Hz (EASY-Tri/5.5)

### CONTROLS

- Electronic control of maximum current
- Electronic control of minimum current (dry running)
- Failure or incorrect phase sequence control on power supply input

### ALARMS

- Alarms reported: voltage status, levels, motor overload, minimum motor current and high board temperature
- General alarm output contacts

### PROTECTIONS

- Auxiliary and motor protection fuses
- Box ABS, IP55

### EASY PLUG IN VERSION

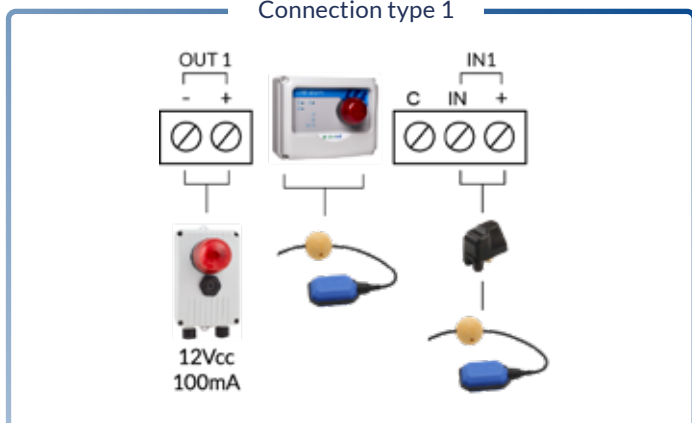
- Complete with: mains power plug, motor power socket and 2 control connectors (e.g. floats, pressure switch and/or probes)

# MODELS AND CONNECTION DIAGRAMS

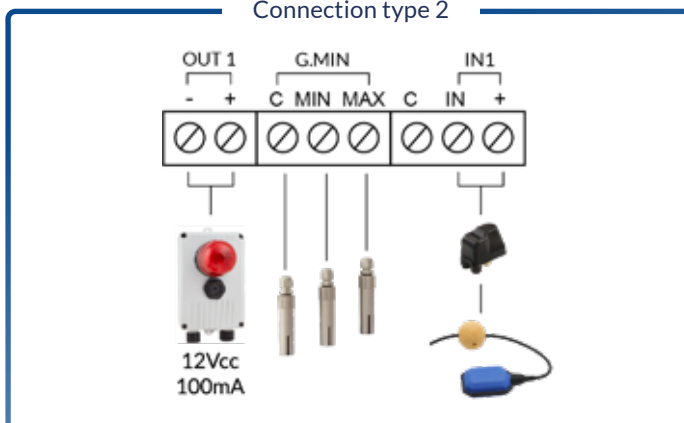


Code	Model	Voltage	Max power		Current		Box		Weight
			Kw	Hp	Range	Max	Mod.	Material	Kg.
01820P	EASY-Mono PLUG-IN	1~230 V	2,2	3	0-18 A	18 A	P1	Plastic	1
01820	EASY-Mono	1~230 V	2,2	3	0-18 A	18 A	P1	Plastic	0.8
01821	EASY-Tri/7,5	3~400 V	7,5	10	0-18 A	18 A	P1	Plastic	1
01822	EASY-Tri/11	3~400 V	11	15	0-25 A	25 A	P1	Plastic	1
01823	EASY-Tri/15	3~400 V	15	20	0-32 A	32 A	P1	Plastic	1

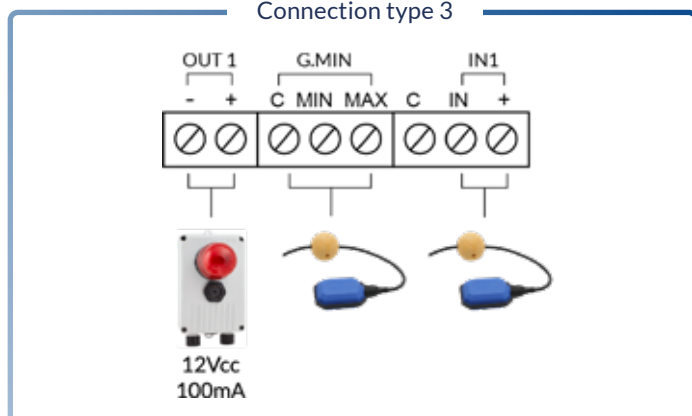
Connection type 1



Connection type 2



Connection type 3




## ACCESSORIES

Code	Model	Description
98007	K3SL	Kit of 3 level probes (electrodes)
99050	PM/5	Pressure switch 1-5 bar
99051	PM/12	Pressure switch 3-12 bar

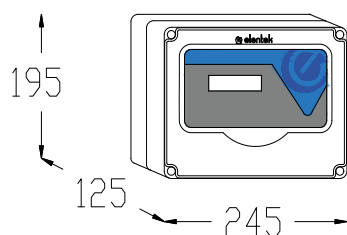


## RELATED PRODUCTS

Code	Model	Description
99034	FLO 10	Float switch with neoprene cable length 10 m
99036	DROP 10	Variable float switch with neoprene cable length 10 m
99039	SHELL	Counterweight
01503	FLASH 12	Acoustic/visual alarm panel
01500	UNIT ALARM 1	Acoustic alarm panel with buffer battery
01501	UNIT ALARM 2	Acoustic/visual alarm panel with buffer battery
01502	UNIT ALARM GSM	Acoustic/visual alarm panel with buffer battery and GSM kit
pag. 54	MANIFOLD	Stainless steel manifolds



## MODELS



P1

## easy PLUG IN



The **EASY** electrical panel is also proposed in the version **PLUG IN**, to offer an even more equipped and ready-to-install solution. EASY PLUG IN comes complete with: mains power plug, motor power socket and 2 control connectors (e.g. floats, pressure switch and/or probes)



# pluvio PRO

## EASY INSTALLATION



## USER INTERFACE



## EXPANDABILITY



## VERSATILITY




Do you want to start the emptying pump at the **right time**? **pluvio**

**PLUVIO** guarantees the emptying of the rainwater first flush tank. This is the electronic panel by Elentek specific for this type of system. At the end of the meteorological event, the **rain sensor** connected to the panel will start the emptying pump at the end of the preset time. Compact, economical, very easy to install and program, PLUVIO facilitates the replacement of old panels installed.



RAIN SENSOR



RS485  
(Optional)



MODULAR  
EXPANDABILITY



## SPECIFIC

The specific control panel for rainwater first flush systems

## INTUITIVE

Maximum simplicity of setting and use

## COMPLETE

Supplied with rain sensor

## MAXIMUM CONTROL

Integrates the most comprehensive system protections



## APPLICATIONS

PRESSURISATION

FILLING

EMPTYING

DRAINAGE

## CONNECTIVITY

BMS FREE VOLTAGE CONTACTS MODULE

BLUETOOTH WI-FI MODULE FOR APP

RS485 MODBUS MODULE

## TECHNICAL FEATURES

### FUNCTIONS

- LEDs on front of panel for signalling operating status and alarms
- AUTOMATIC - 0 (standby) - MANUAL selector (fixed or pulse)
- PLUVIO PRO 2 motor alternation (can be disabled)
- Immediate engine exchange in case of PLUVIO PRO 2 anomaly
- Dry running protection with: level probes/ float switch
- Up to 4 control inputs: floats/pressure switches
- Clicson thermal pad inputs with automatic reset (can be disabled)
- Current protection delay
- Automatic reset due to minimum current alarm (can be disabled)
- Activation delay from mains return (can be disabled)
- Manual button operation (fixed or momentary)
- Provision for run capacitors for single-phase version (not included)
- Delay timer for pump start at the end of the rain event (settable)
- Rain sensor

### ADDITIONAL FUNCTIONS PLUVIO PRO 2

- Duty standby (excludable)
- Immediate motor changeover in case of a fault

### VERSIONS

- Power supply 1phase 100-240Vac 50/60Hz
- Power supply 3phase 310-450Vac 50/60Hz

### CONTROLS

- Electronic control of maximum current
- Electronic control of minimum current (dry running)
- Failure or incorrect phase sequence control on power supply input (can be disabled)

### ALARMS

- Alarms reported: voltage status, levels, motor overload, minimum motor current, clicson motor
- General alarm output contacts

### PROTECTIONS

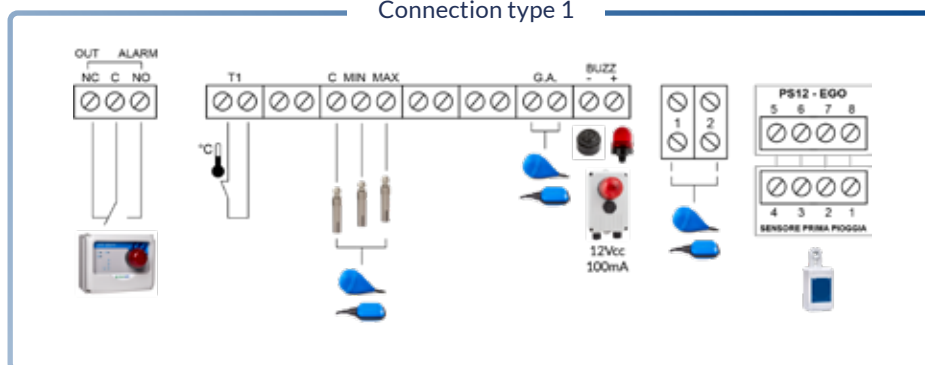
- Auxiliary and motor protection fuses
- Isolator (except for NB code)
- Box in ABS, IP55

## MODELS AND CONNECTION DIAGRAMS

### pluvio PRO 1

Code	Model	Voltage	Max power		Current		Box		Weight
			Kw	Hp	Range	Max	Mod.	Material	
11170NB	PLUVIO PRO 1-Mono (no switch interlocking door)	1~230 V	2,2	3	0-18 A	18 A	P1	Plastic	1.2
11170	PLUVIO PRO 1-Mono	1~230 V	2,2	3	0-18 A	18 A	P2	Plastic	1.5
11173	PLUVIO PRO 1-Tri/7,5	3~400 V	7,5	10	0-16 A	16 A	P2	Plastic	2.3
11174	PLUVIO PRO 1-Tri/11	3~400 V	11	15	16-25 A	25 A	P2	Plastic	2.5
11175	PLUVIO PRO 1-Tri/15	3~400 V	15	20	16-32 A	32 A	P2	Plastic	3

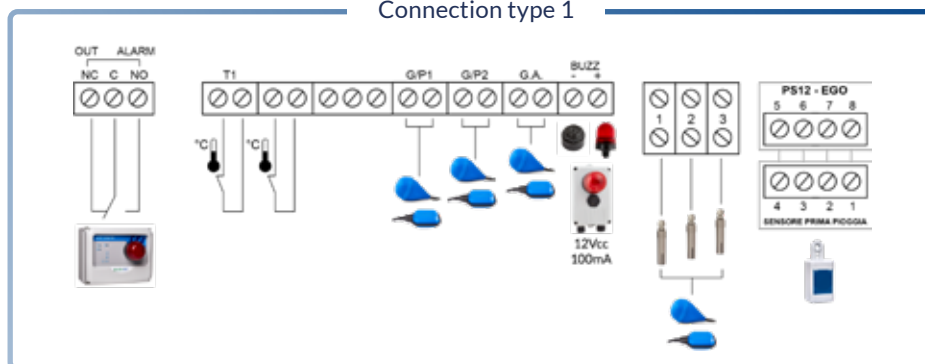
Connection type 1



### pluvio PRO 2

Code	Model	Voltage	Max power		Current		Box		Weight
			Kw	Hp	Range	Max	Mod.	Material	
12170NB	PLUVIO PRO 2-Mono (no switch interlocking door)	1~230 V	2,2	3	0-18 A	18 A	P1	Plastic	1.2
12170	PLUVIO PRO 2-Mono	1~230 V	2,2	3	0-18 A	18 A	P2	Plastic	1.5
12173	PLUVIO PRO 2-Tri/7,5	3~400 V	7,5	10	0-16 A	16 A	P3	Plastic	2.5
12174	PLUVIO PRO 2-Tri/11	3~400 V	11	15	16-25 A	25 A	P3	Plastic	3
12175	PLUVIO PRO 2-Tri/15	3~400 V	15	20	16-32 A	32 A	P3	Plastic	3.5

Connection type 1





## ACCESSORIES


Code	Model	Description
98007	K3SL	Kit of 3 level probes (electrodes)
98003.012	AA-12Vdc	Flashing alarm 90 dB 12Vdc
98004.012	LL-12Vac/dc	Flashing alarm 12V AC/DC



## EXPANSIONS

Code	Model	Description
98102	PRO-XPS	PROXPS RS485 Modbus module
98103*	PRO-SL	PRO-SL level probe module
98104*	PRO-H2O	PRO-SL H2O Oil Chamber Water Presence Module
98105*	PRO-6DO	BMS dry contacts module
98106	PRO-DBT	PRODBT buffer battery module
98107	PRO-WiFi	Bluetooth wi-fi module for App PROXPS-WiFi / BT

\*Only 1 of the expansions can be chosen: 98103 / 98104 / 98105

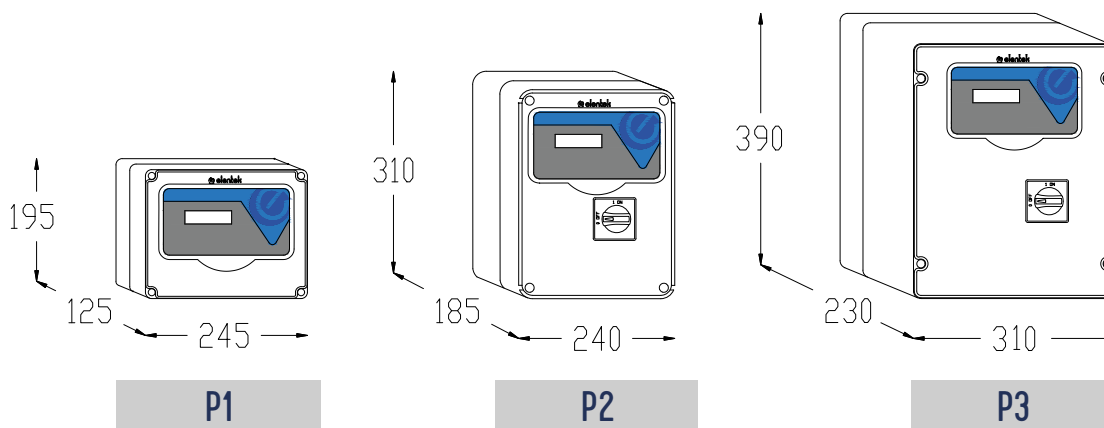


## RELATED PRODUCTS

Code	Model	Description
99034	FLO 10	Float switch with neoprene cable length 10 m
99036	DROP 10	Variable float switch with neoprene cable length 10 m
99039	SHELL	Counterweight
97007	E-KIOSK	Polyethylene panel column



## MODELS



# wastek PRO

## EASY INSTALLATION



## USER INTERFACE



## EXPANDABILITY



## VERSATILITY




## A control panel for a **small well?** wastek PRO

**Wastek Pro** is designed to fit into small spaces. The peculiarity of this control panel is the possibility to use an air pressure sensor, particularly useful when the installation site is a **small well**. Wastek Pro allows an accurate level detection from 0 to 100 cm and is expandable with a range of connectivity modules.



UNIQUE APP



RS485  
(Optional)



AIR PRESSURE  
SENSOR



## SPACE EFFICIENCY

Suitable for use in small wells, air sensor replaces up to 4 floats

## ACCURACY

Level reading and setting up to 1 cm

## ACCESSORIES

Acoustic alarm included

## SIMPLE CONTROL

Voltage, current and phase control guaranteed



## APPLICATIONS

PRESSURISATION

FILLING

EMPTYING

DRAINAGE

## CONNECTIVITY

BMS FREE VOLTAGE CONTACTS MODULE

RS485 MODBUS MODULE

## TECHNICAL FEATURES

### FUNCTIONS

- LCD display for displaying and programming: voltage, current, power factor, hours of operation, number of starts, motor status, alarms, sensor signal and thresholds
- AUTOMATIC - 0 (standby) – MANUAL pushbuttons (fixed or pulse)
- Language settings (Italian, English, French, Spanish, German)
- Dry running protection by: level probes/floats/pressure switches and minimum current
- Up to 4 control inputs: floats/pressure switches
- Input for air sensor and 4-20 mA or 0-10V analogue signal
- Unit of measurement of analog signal: centimetres or metres
- Clicson inputs with automatic reset (can be disabled)
- Inputs inversion (from normally open to normally closed)
- Automatic reset from minimum current alarm settable with 4 programmable times
- Start-up and shutdown delay time (programmable)
- Maintenance time control (programmable)
- Pushbutton for manual operation (fixed or pulse)
- Provision for run capacitors on single-phase model (not included)

### ADDITIONAL FUNCTIONS WASTEK PRO 2

- Duty/standby (can be disabled)
- Immediate motor changeover in case of a fault

### VERSIONS

- Power supply 1phase 100-240Vac 50/60Hz
- Power supply 3phase 310-450Vac 50/60Hz

### CONTROLS

- Electronic control of minimum and maximum voltage
- Electronic control of maximum motor current
- Electronic minimum motor current control
- Failure or incorrect phase sequence control on power supply input (can be disabled)

### ALARMS

- Alarms reported: voltage status, levels, motor overload, minimum current, clicson motor
- System maintenance warning
- Alarm output contacts

### PROTECTIONS

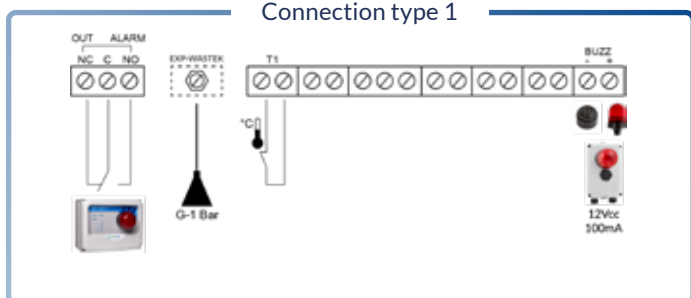
- Auxiliary and motor protection fuses
- Isolator (except for NB code)
- Box in ABS, IP55

# MODELS AND CONNECTION DIAGRAMS

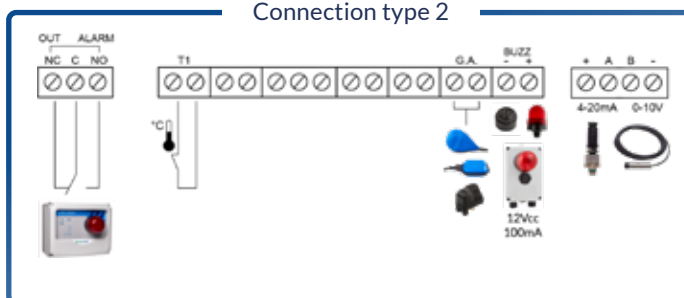
## wastek PRO 1

Code	Model	Voltage	Max power		Current		Box		Weight
			Kw	Hp	Range	Max	Mod.	Material	Kg.
11720NB	WASTEK PRO 1-Mono (no switch interlocking door)	1~230 V	2,2	3	0-18 A	18 A	P2	Plastic	1.8
11720	WASTEK PRO 1-Mono	1~230 V	2,2	3	0-18 A	18 A	P2	Plastic	2
11721	WASTEK PRO 1-Tri/7,5	3~400 V	7,5	10	0-16 A	16 A	P2	Plastic	2.5
11724	WASTEK PRO 1-Tri/11	3~400 V	11	15	16-25 A	25 A	P2	Plastic	3
11725	WASTEK PRO 1-Tri/15	3~400 V	15	20	16-32 A	32 A	P2	Plastic	3.5

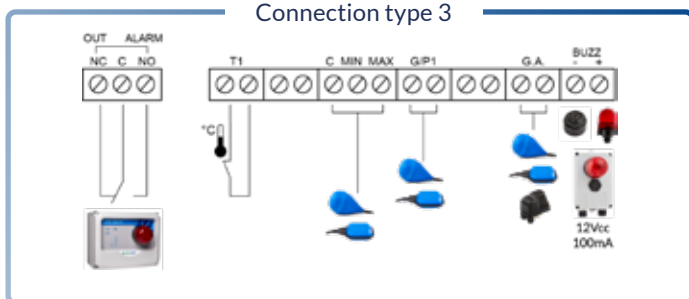
Connection type 1



Connection type 2



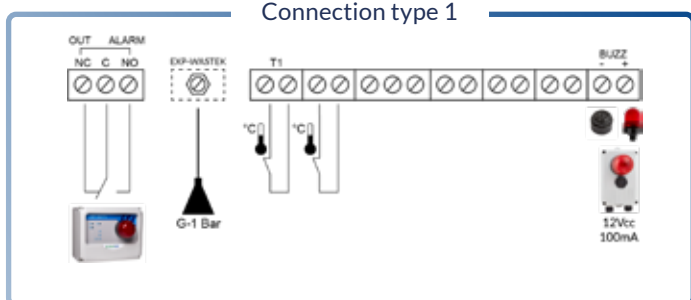
Connection type 3



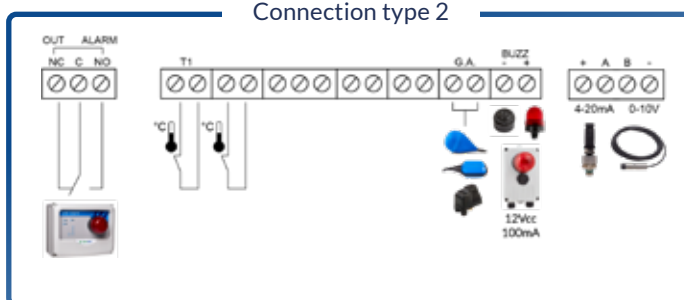
## wastek PRO 2

Code	Model	Voltage	Max power		Current		Box		Weight
			Kw	Hp	Range	Max	Mod.	Material	Kg.
12720NB	WASTEK PRO 2-Mono (no switch interlocking door)	1~230 V	2,2	3	0-18 A	18 A	P2	Plastic	1.8
12720	WASTEK PRO 2-Mono	1~230 V	2,2	3	0-18 A	18 A	P2	Plastic	2
12721	WASTEK PRO 2-Tri/7,5	3~400 V	7,5	10	0-16 A	16 A	P2	Plastic	2.8
12724	WASTEK PRO 2-Tri/11	3~400 V	11	15	16-25 A	25 A	P3	Plastic	3.5
12725	WASTEK PRO 2-Tri/15	3~400 V	15	20	16-32 A	32 A	P3	Plastic	4

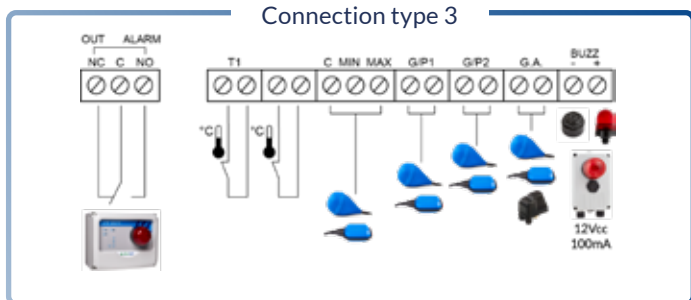
Connection type 1



Connection type 2



Connection type 3




## ACCESSORIES

Code	Model	Description
98007	K3SL	Kit of 3 level probes (electrodes)
98004.012	LL-12Vac/dc	Flashing alarm 12V AC/DC
98043	SPA01M	Air pressure sensor with 10m cable
97470	SMCB-K16	Magnetic Circuit Breaker 3P 16A "K"
97471	MCB-K32	Magnetic Circuit Breaker 3P 32A "K"



## EXPANSIONS

Code	Model	Description
98102	PRO-XPS	PROXPS RS485 Modbus module
98106	PRO-DBT	PRODBT buffer battery module
98107	PRO-WiFi	Bluetooth wi-fi module for App PROXPS-WiFi / BT

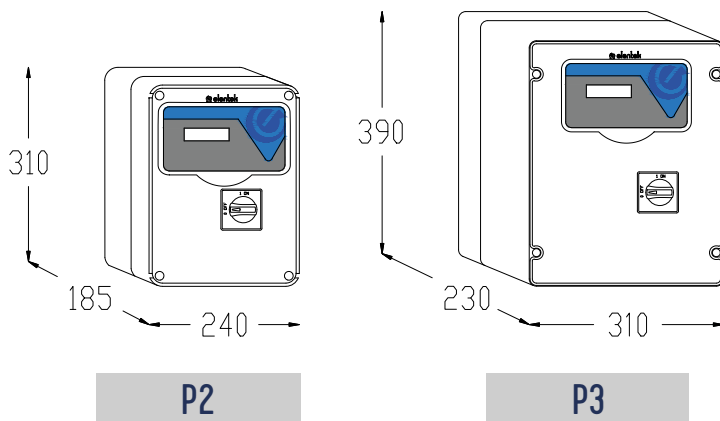


## RELATED PRODUCTS

Code	Model	Description
99034	FLO 10	Float switch with neoprene cable length 10 m
99036	DROP 10	Variable float switch with neoprene cable length 10 m
99039	SHELL	Counterweight
01503	FLASH 12	Acoustic/visual alarm panel
01500	UNIT ALARM 1	Acoustic alarm panel with buffer battery
01501	UNIT ALARM 2	Acoustic/visual alarm panel with buffer battery
01502	UNIT ALARM GSM	Acoustic/visual alarm panel with buffer battery and GSM kit
97007	E-KIOSK	Polyethylene panel column
pag. 54	MANIFOLD	Stainless steel manifolds



## MODELS



# stardelta PRO

## EASY INSTALLATION



## USER INTERFACE



## EXPANDABILITY




## VERSATILITY




## Power and control? stardelta PRO

Star-delta start is the main feature distinguishing **STARDELTA PRO**, Elentek new control panel adding the reduction of start currents and mechanical stress to completeness, versatility and handiness.

With the same simple and immediate user interface distinguishing the entire Elentek range, Stardelta Pro has **6 preset operating modes**, additional connectivity options, control and expandability.



TERMINAL BLOCK  
REMOVABLE



RS485  
(Optional)



HISTORICAL  
ALARMS



## MAXIMUM CONTROL

Integrate the most complete system protections

## FLEXIBILITY

Multiple inputs available for several applications

## ALWAYS PRESENT

Every operation is shown on the multilingual display

## RELIABLE IN ANY CONDITION

Accurate motor current reading (even in extreme ambient conditions)

## APPLICATIONS

✓ PRESSURISATION

✓ FILLING

✓ EMPTYING

✓ DRAINAGE

## CONNECTIVITY

BMS FREE VOLTAGE CONTACTS MODULE

BLUETOOTH WI-FI MODULE FOR APP

WATER IN OIL CHAMBER MODULE

BUFFER BATTERY MODULE

RS485 MODBUS MODULE

LEVEL PROBES MODULE

## TECHNICAL FEATURES

### FUNCTIONS

- LCD display for displaying and programming: voltage, current, cos-fi, hours of operation, number of starts, motor status, alarms, analogue signal and thresholds
- Selector AUTOMATIC - 0 (standby) - MANUAL operation
- Language settings (Italian, English, French, Spanish, German)
- Anti-seize autotest (programmable)
- Dry running protection with: level probes/ floats/ pressure switches and minimum current
- Up to 2 control inputs: float/pressure switches
- Input for 4-20 mA or 0-10V analogue signal
- Unit of measurement analogue signal cm - m - bar
- Emergency start and stop inputs with analogue signal operation mode (can be disabled)
- Clicson thermal pad inputs with automatic reset (can be disabled)
- Inversion of inputs (from normally open to normally closed)
- Automatic reset due to minimum current alarm with 4 programmable times
- Activation delay from mains return (can be disabled)
- Manual button operation (fixed or pulse)
- Settable star-delta timer

### VERSIONS

- Power supply 3phase 310-450Vac 50/60Hz

### CONTROLS

- Electronic minimum and maximum voltage control
- Electronic control of maximum motor current
- Minimum motor current control
- Failure or incorrect phase sequence control on power supply input (can be disabled)

### ALARMS

- Alarms reported: voltage status, levels, motor overload, minimum current, motor clicson
- Alarm history
- Starts / hour alarm (settable)
- Alarm output contacts

### PROTECTIONS

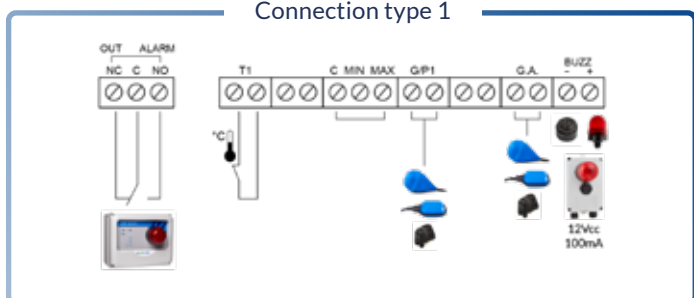
- Auxiliary and motor protection fuses
- Isolator (except for NB code)
- Metallic box, IP55



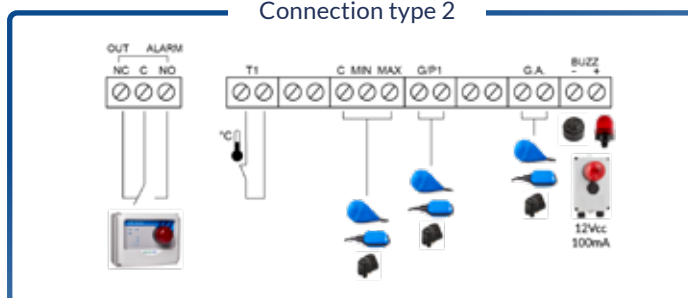
## stardelta PRO 1

Code	Model	Voltage	Max power		Current		Box		Weight
			Kw	Hp	Range	Max	Mod.	Material	Kg.
11054	STARDELTA PRO 1/11	3~400 V	11	15	16-25 A	25 A	M1	Metallic	16
11055	STARDELTA PRO 1/15	3~400 V	15	20	16-32 A	32 A	M1	Metallic	16
11056	STARDELTA PRO 1/18,5	3~400 V	18,5	25	30-38 A	38 A	M2	Metallic	16
11057	STARDELTA PRO 1/22	3~400 V	22	30	30-50 A	50 A	M2	Metallic	16
11058	STARDELTA PRO 1/30	3~400 V	30	40	30-60 A	60 A	M2	Metallic	20
11059	STARDELTA PRO 1/37	3~400 V	37	50	45-75 A	75 A	M3	Metallic	30
11060	STARDELTA PRO 1/45	3~400 V	45	60	45-100 A	100 A	M3	Metallic	30

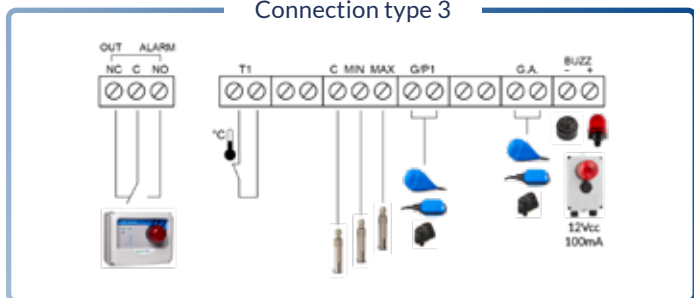
Connection type 1



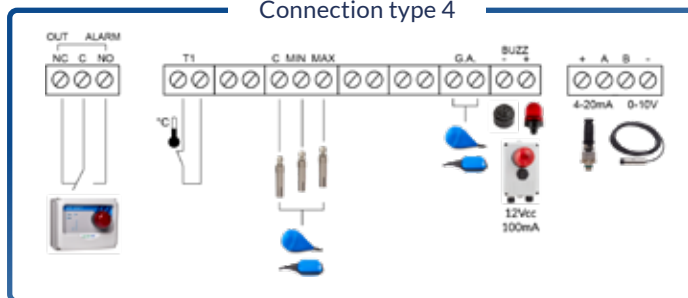
Connection type 2



Connection type 3



Connection type 4



## ACCESSORIES


Code	Model	Description
98007	K3SL	Kit of 3 level probes (electrodes)
99050	PM/5	Pressure switch 1-5 bar
99051	PM/12	Pressure switch 3-12 bar
98003.012	AA-12Vdc	Acoustic alarm 90 dB 12Vdc
98004.012	LL-12Vac/dc	Flashing alarm 12V AC/DC
98022	FE	Emergency pushbutton
98029	DT	Daily timer with switch-riders
98030	WT	Weekly digital timer
98032	TPL	Pause/work timer
98033	CI24Vac	External 24Vac input for activation/deactivation of the motor
98033A	CI230Vac	External 230Vac input for activation/deactivation of the motor



## EXPANSIONS

Code	Model	Description
98102	PRO-XPS	PROXPS RS485 Modbus module
98103*	PRO-SL	PRO-SL level probe module
98104*	PRO-H2O	PRO-SL H2O Oil Chamber Water Presence Module
98105*	PRO-6DO	BMS dry contacts module
98106	PRO-DBT	PRODBT buffer battery module
98107	PRO-WiFi	Bluetooth wi-fi module for App PROXPS-WiFi / BT

\*Only 1 of the expansions can be chosen: 98103 / 98104 / 98105

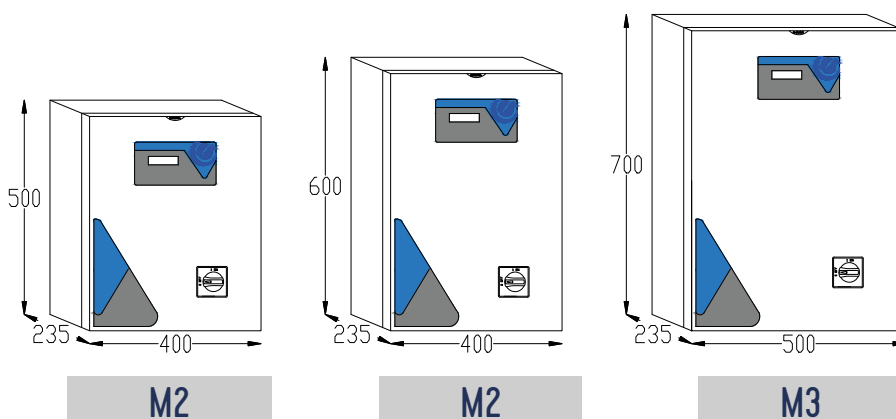


## RELATED PRODUCTS

Code	Model	Description
99034	FLO 10	Float switch with neoprene cable length 10 m
99036	DROP 10	Variable float switch with neoprene cable length 10 m
99039	SHELL	Counterweight
01503	FLASH 12	Acoustic/visual alarm panel
01500	UNIT ALARM 1	Acoustic alarm panel with buffer battery
01501	UNIT ALARM 2	Acoustic/visual alarm panel with buffer battery
01502	UNIT ALARM GSM	Acoustic/visual alarm panel with buffer battery and GSM kit
98044	TP010B	Pressure transducer 0-10Bar 4-20mA
98045	TP016B	Pressure transducer 0-16Bar 4-20mA
pag. 54	MANIFOLD	Stainless steel manifolds
97007	E-KIOSK	Polyethylene panel column
99009	BASE FULL	Base for horizontal and vertical 2-pump booster kits



## MODELS



# reacto PRO

## EASY INSTALLATION



## USER INTERFACE



## EXPANDABILITY




## VERSATILITY




## Power to the next level? reacto PRO

Impedance start is the main feature distinguishing **REACTO PRO**, Elentek new control panel combining completeness and versatility with the submersible pump application requests. With the same **simple and immediate** user interface that identifies all Elentek control panels, Reacto Pro has 6 pre-set operation modes and additional options for connectivity, control and expandability.



TERMINAL BLOCK  
REMOVABLE



RS485  
(Optional)



HISTORICAL  
ALARMS



## RELIABLE IN ALL CONDITIONS

Accurate motor current reading (even in extreme ambient conditions)

## ALWAYS PRESENT

Every operation is shown on the multilingual display

## FLEXIBILITY

Multiple inputs available for several applications

## MAXIMUM CONTROL

Integrating the most complete system protections

## APPLICATIONS

✓ PRESSURISATION

✓ FILLING

✓ EMPTYING

✓ DRAINAGE

## CONNECTIVITY

BMS FREE VOLTAGE CONTACTS MODULE

BLUETOOTH WI-FI MODULE FOR APP

WATER IN OIL CHAMBER MODULE

BUFFER BATTERY MODULE

RS485 MODBUS MODULE

LEVEL PROBES MODULE

## TECHNICAL FEATURES

### FUNCTIONS

- LCD display for displaying and programming: voltage, current, cos-fi, hours of operation, number of starts, motor status, alarms, analogue signal and thresholds
- Selector AUTOMATIC - 0 (standby) - MANUAL operation
- Language settings (Italian, English, French, Spanish, German)
- Anti-seize autotest (programmable)
- Dry running protection with: level probes/ floats/ pressure switches and minimum current
- Up to 2 control inputs: float/pressure switches
- Input for 4-20 mA or 0-10V analogue signal
- Unit of measurement analogue signal cm - m - bar
- Emergency start and stop inputs with analogue signal operation mode (can be disabled)
- Clicson thermal pad inputs with automatic reset (can be disabled)
- Inversion of inputs (from normally open to normally closed)
- Automatic reset due to minimum current alarm with 4 programmable times
- Activation delay from mains return (can be disabled)
- Manual button operation (fixed or pulse)
- Settable impedance timer

### VERSIONS

- Power supply 3phase 310-450Vac 50/60Hz

### CONTROLS

- Electronic minimum and maximum voltage control
- Electronic control of maximum motor current
- Minimum motor current control
- Failure or incorrect phase sequence control on power supply input (can be disabled)

### ALARMS

- Alarms reported: voltage status, levels, motor overload, minimum current, motor clicson
- Alarm history
- Starts / hour alarm (settable)
- Alarm output contacts

### PROTECTIONS

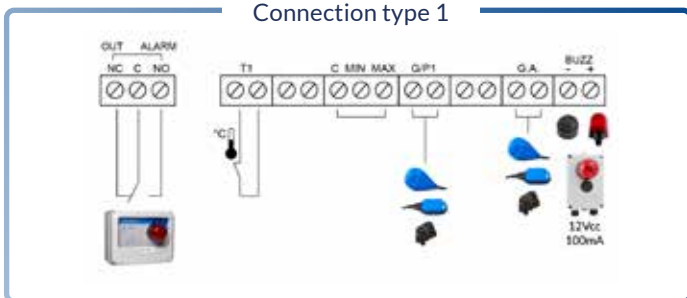
- Auxiliary and motor protection fuses
- Isolator (except for NB code)
- Metallic box, IP55

# MODELS AND CONNECTION DIAGRAMS

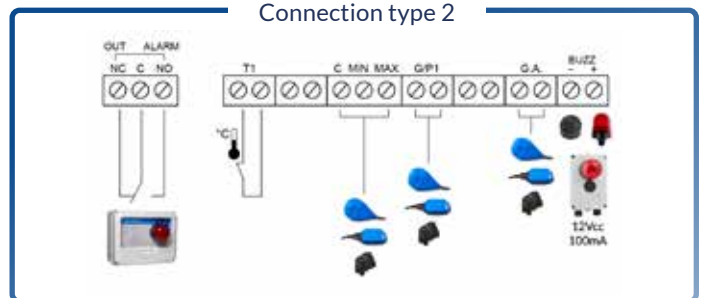
## reacto PRO 1

Code	Model	Voltage	Max power		Current		Box		Weight
			Kw	Hp	Range	Max	Mod.	Material	Kg.
11073	REACTO PRO 1/11	3~400 V	11	15	16-25 A	25 A	M1	Metallic	32
11074	REACTO PRO 1/15	3~400 V	15	20	16-32 A	32 A	M2	Metallic	32
11075	REACTO PRO 1/18,5	3~400 V	18,5	25	30-38 A	38 A	M3	Metallic	32
11076	REACTO PRO 1/22	3~400 V	22	30	30-50 A	50 A	M3	Metallic	32
11077	REACTO PRO 1/30	3~400 V	30	40	30-60 A	60 A	M4	Metallic	40
11078	REACTO PRO 1/37	3~400 V	37	50	45-75 A	75 A	M4	Metallic	40
11079	REACTO PRO 1/45	3~400 V	45	60	45-100 A	100 A	M4	Metallic	40

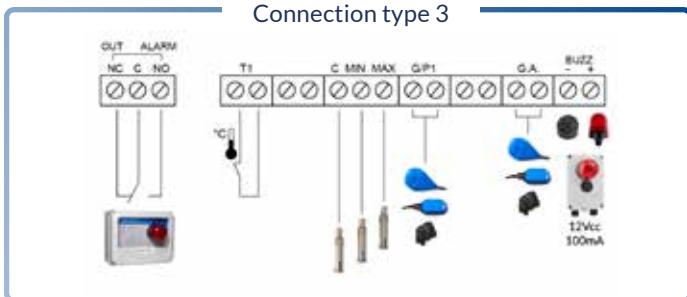
Connection type 1



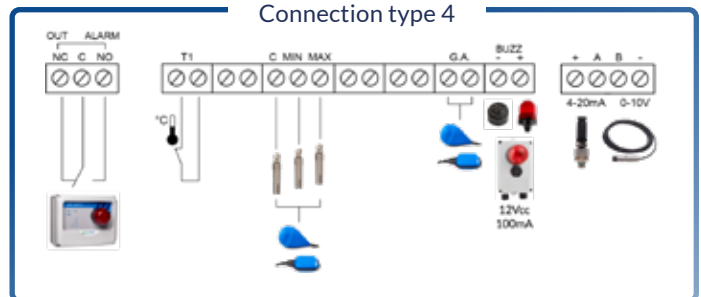
Connection type 2



Connection type 3



Connection type 4





## ACCESSORIES


Code	Model	Description
98007	K3SL	Kit of 3 level probes (electrodes)
99050	PM/5	Pressure switch 1-5 bar
99051	PM/12	Pressure switch 3-12 bar
98003.012	AA-12Vdc	Acoustic alarm 90 dB 12Vdc
98004.012	LL-12Vac/dc	Flashing alarm 12V AC/DC
98022	FE	Emergency pushbutton
98029	DT	Daily timer with switch-riders
98030	WT	Weekly digital timer
98032	TPL	Pause/work timer
98033	CI24Vac	External 24Vac input for activation/deactivation of the motor
98033A	CI230Vac	External 230Vac input for activation/deactivation of the motor



## EXPANSIONS

Code	Modello	Description
98102	PRO-XPS	PROXPS RS485 Modbus module
98103*	PRO-SL	PRO-SL level probe module
98104*	PRO-H2O	PRO-SL H2O Oil Chamber Water Presence Module
98105*	PRO-6DO	BMS dry contacts module
98106	PRO-DBT	PRODBT buffer battery module
98107	PRO-WiFi	Bluetooth wi-fi module for App PROXPS-WiFi / BT

\*Only 1 of the expansions can be chosen: 98103 / 98104 / 98105

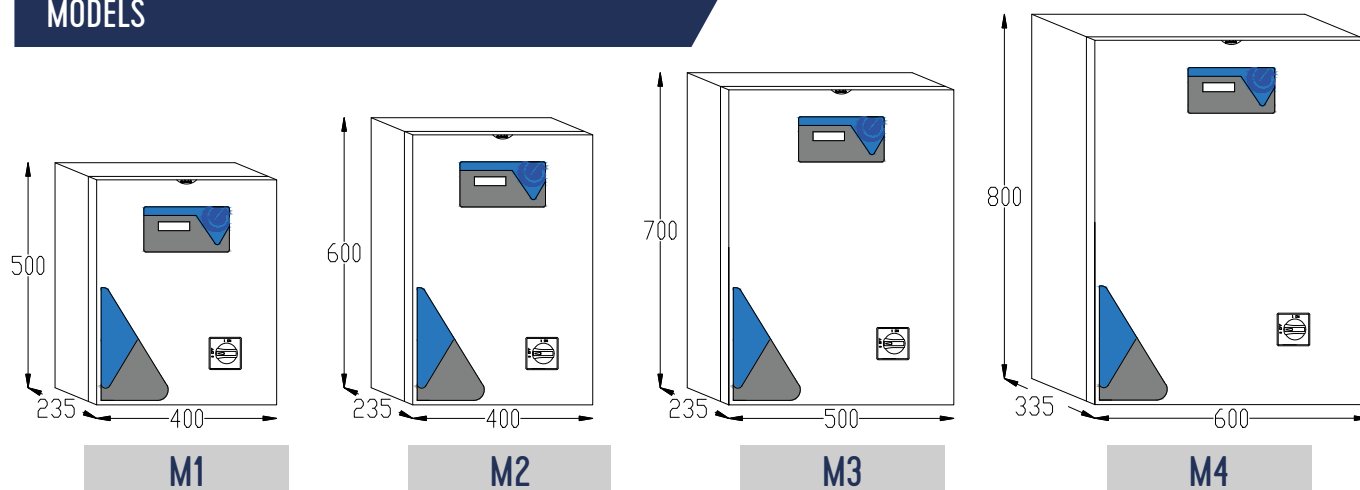


## RELATED PRODUCTS

Code	Model	Description
99034	FLO 10	Float switch with neoprene cable length 10 m
99036	DROP 10	Variable float switch with neoprene cable length 10 m
99039	SHELL	Counterweight
01503	FLASH 12	Acoustic/visual alarm panel
01500	UNIT ALARM 1	Acoustic alarm panel with buffer battery
01501	UNIT ALARM 2	Acoustic/visual alarm panel with buffer battery
01502	UNIT ALARM GSM	Acoustic/visual alarm panel with buffer battery and GSM kit
98044	TP010B	Pressure transducer 0-10Bar 4-20mA
98045	TP016B	Pressure transducer 0-16Bar 4-20mA
pag. 54	MANIFOLD	Stainless steel manifolds
97007	E-KIOSK	Polyethylene panel column
99009	BASE FULL	Base for horizontal and vertical 2-pump booster kits



## MODELS



# SPARE BOARDS

## smart PRO

Code	Model	Description
197522	SP/SMART PRO 1 Mono	SMART PRO 1 Mono 230V - Spare board kit
197523	SP/SMART PRO 1 Tri/7.5	SMART PRO 1 Tri 400V 7.5KW - Spare board kit
197524	SP/SMART PRO 1 Tri/11-15	SMART PRO 1 Tri 400V 11-15KW - Spare board kit
197525	SP/SMART PRO 2 Mono	SMART PRO 2 Mono 230V - Spare board kit
197526	SP/SMART PRO 2 Tri/7.5	SMART PRO 2 Tri 400V 7.5KW - Spare board kit
197527	SP/SMART PRO 2 Tri/11-15	SMART PRO 2 Tri 400V 11-15KW - Spare board kit

## smart PRO X

Code	Model	Description
197522X	SP/SMART PRO-X 1 Mono	SMART PRO X 1 Mono 230V - Spare board kit
197523X	SP/SMART PRO-X 1 Tri/7.5	SMART PRO X 1 Tri 400V 7.5KW - Spare board kit
197524X	SP/SMART PRO-X 1 Tri/11-15	SMART PRO X 1 Tri 400V 11-15KW - Spare board kit
197525X	SP/SMART PRO-X 2 Mono	SMART PRO X 2 Mono 230V - Spare board kit
197526X	SP/SMART PRO-X 2 Tri/7.5	SMART PRO X 2 Tri 400V 7.5KW - Spare board kit
197527X	SP/SMART PRO-X 2 Tri/11-15	SMART PRO X 2 Tri 400V 11-15KW - Spare board kit

## express PRO

Code	Model	Description
197532	SP/EXPRESS PRO 1 Mono	EXPRESS PRO 1 Mono 230V - Spare board kit
197536	SP/EXPRESS PRO 1 Tri/7.5	EXPRESS PRO 1 Tri 400V 7.5KW - Spare board kit
197537	SP/EXPRESS PRO 1 Tri/11-15	EXPRESS PRO 1 Tri 400V 11KW - Spare board kit
197533	SP/EXPRESS PRO 2 Mono	EXPRESS PRO 2 Mono 230V - Spare board kit
197539	SP/EXPRESS PRO 2 Tri/7.5	EXPRESS PRO 2 Tri 400V 7.5KW - Spare board kit
197538	SP/EXPRESS PRO 2 Tri/11-15	EXPRESS PRO 2 Tri 400V 11KW - Spare board kit
197534	SP/EXPRESS PRO 3 Mono	EXPRESS PRO 3 Mono 230V - Spare board kit
197540	SP/EXPRESS PRO 3 Tri/7.5	EXPRESS PRO 3 Tri 400V 7.5KW - Spare board kit
197542	SP/EXPRESS PRO 3 Tri/11-15	EXPRESS PRO 3 Tri 400V 11KW - Spare board kit
197535	SP/EXPRESS PRO 4 Mono	EXPRESS PRO 4 Mono 230V - Spare board kit
197541	SP/EXPRESS PRO 4 Tri/7.5	EXPRESS PRO 4 Tri 400V 7.5KW - Spare board kit
197545	SP/EXPRESS PRO 4 Tri/11-15	EXPRESS PRO 4 Tri 400V 11KW - Spare board kit

## drytek PRO

Code	Model	Description
197500	SP/DRYTEK PRO 1 Mono	DRYTEK PRO 1 Mono 230V - Spare board kit
197501	SP/DRYTEK PRO 1 Tri/7.5	DRYTEK PRO 1 Tri 400V 7.5KW - Spare board kit
197502	SP/DRYTEK PRO 1 Tri/11-15	DRYTEK PRO 1 Tri 400V 11KW - Spare board kit
197503	SP/DRYTEK PRO 2 Mono	DRYTEK PRO 2 Mono 230V - Spare board kit
197504	SP/DRYTEK PRO 2 Tri/7.5	DRYTEK PRO 2 Tri 400V 7.5KW - Spare board kit
197505	SP/DRYTEK PRO 2 Tri/11-15	DRYTEK PRO 2 Tri 400V 11KW - Spare board kit

## easy

Code	Model	Description
197568	SP/EASY Mono	EASY Mono - Spare board kit
197569	SP/EASY Tri	EASY Tri - Spare board kit



## pluvio PRO

Code	Model	Description
197562	SP/PLUVIO PRO 1 Mono	PLUVIO PRO 1 Mono 230V - Spare board kit
197563	SP/PLUVIO PRO 1 Tri/7.5	PLUVIO PRO 1 Tri 400V 7.5KW - Spare board kit
197564	SP/PLUVIO PRO 1 Tri/11-15	PLUVIO PRO 1 Tri 400V 11KW - Spare board kit
197565	SP/PLUVIO PRO 2 Mono	PLUVIO PRO 2 Mono 230V - Spare board kit
197566	SP/PLUVIO PRO 2 Tri/7.5	PLUVIO PRO 2 Tri 400V 7.5KW - Spare board kit
197567	SP/PLUVIO PRO 2 Tri/11-15	PLUVIO PRO 2 Tri 400V 11KW - Spare board kit

## wastek PRO

Code	Model	Description
197555	SP/WASTEK PRO 1 Mono	WASTEK PRO 1 Mono 230V - Spare board kit
197557	SP/WASTEK PRO 1 Tri/7.5	WASTEK PRO 1 Tri 400V 7.5KW - Spare board kit
197558	SP/WASTEK PRO 1 Tri/11-15	WASTEK PRO 1 Tri 400V 11KW - Spare board kit
197556	SP/WASTEK PRO 2 Mono	WASTEK PRO 2 Mono 230V - Spare board kit
197560	SP/WASTEK PRO 2 Tri/7.5	WASTEK PRO 2 Tri 400V 7.5KW - Spare board kit
197561	SP/WASTEK PRO 2 Tri/11-15	WASTEK PRO 2 Tri 400V 11KW - Spare board kit

## stardelta PRO


Code	Model	Description
197570	SP/STARDELTA PRO 1/7.5	STARDELTA PRO 7.5KW - Spare board kit
197571	SP/STARDELTA PRO 1/11-15	STARDELTA PRO 11-15KW - Spare board kit
197572	SP/STARDELTA PRO 1/18.5	STARDELTA PRO 18.5KW - Spare board kit
197573	SP/STARDELTA PRO 1/22	STARDELTA PRO 22KW - Spare board kit
197574	SP/STARDELTA PRO 1/30	STARDELTA PRO 30KW - Spare board kit
197575	SP/STARDELTA PRO 1/37	STARDELTA PRO 37KW - Spare board kit
197576	SP/STARDELTA PRO 1/45	STARDELTA PRO 45KW - Spare board kit

## reacto PRO

Code	Model	Description
197577	SP/REACTO PRO 1/7.5	REACTO PRO 7.5KW - Spare board kit
197578	SP/REACTO PRO 1/11-15	REACTO PRO 11-15KW - Spare board kit
197579	SP/REACTO PRO 1/18.5	REACTO PRO 18.5KW - Spare board kit
197580	SP/REACTO PRO 1/22	REACTO PRO 22KW - Spare board kit
197581	SP/REACTO PRO 1/30	REACTO PRO 30KW - Spare board kit
197582	SP/REACTO PRO 1/37	REACTO PRO 37KW - Spare board kit
197583	SP/REACTO PRO 1/45	REACTO PRO 45KW - Spare board kit

## unit alarm

Code	Model	Description
97517	SP/ALARM	UNIT ALARM 1-2 - Spare board kit



# DROP FLOATS

**DROP** is a special level regulator, suitable for both industrial and civil use, designed to optimise the level control of **sewage and waste water**. Built with three watertight chambers with trim variation, unlike traditional float switches that remain on the surface of the water, Drop, thanks to its special construction with **integrated counterweight**, remains underwater.



✓ FILLING

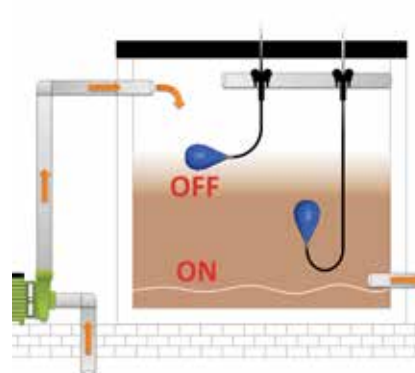
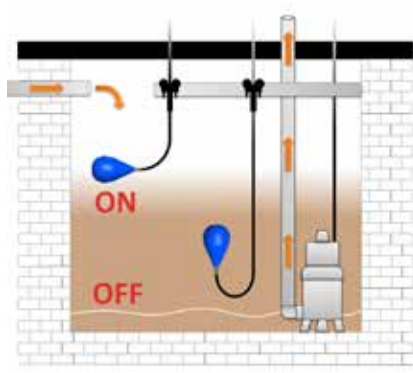
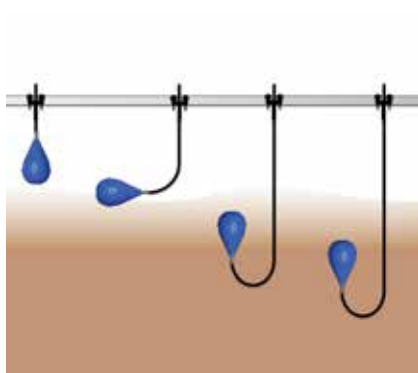
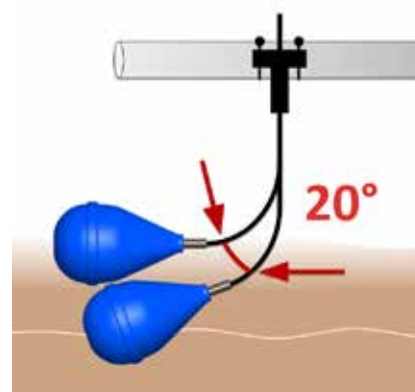
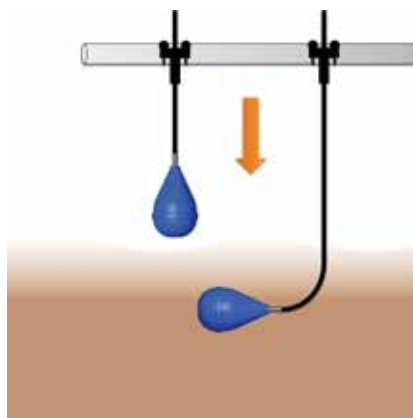
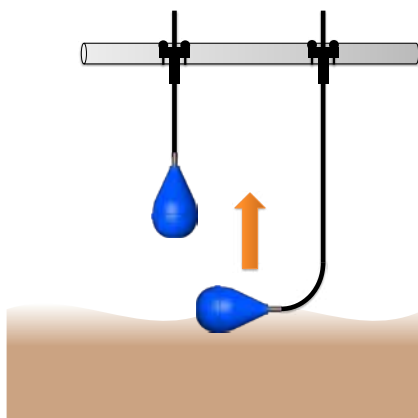
✓ EMPTYING

## TECHNICAL FEATURES

- **Float switch**
- **Cable type:** 05VV-F 3x1 mm<sup>2</sup>
- **Operating voltage:** 230V/50 Hz
- **Nominal voltage:** 250 V
- **Switching current (Max):** 10(8) A
- **Cable connection** with terminals without connectors
- **Temperature (Min):** 0 °C
- **Temperature (Max):** 50 °C
- **Degree of protection:** IP68
- **Contact type:** 1 changeover
- **Material:** plastic
- **Cavo:** neoprene, IMQ certified

Code	Model	Cable	Length (M)	Weight (Kg)
99036	DROP 10	Neoprene	10	2
99037	DROP 20	Neoprene	20	3
99038	DROP EX	Explosionproof	10	2,5

- 1. First watertight chamber**
- 2. Second watertight chamber**
- 3. Third watertight chamber**
- 4. Spherical plastic seal:** it augments the structural resistance of the float and weighs on the expanded polystyrene crown cap beneath creating the third watertight chamber
- 5. Final thermoplastic sealing:** it fuses the various plastic parts together into one single piece
- 6. Expanded polystyrene crown cap:** it compresses the metallic grit
- 7. Metallic grit**
- 8. Cable gland**
- 9. Rubber grommet:** tested at 5 bar



# FLO FLOATS

**FLO** is a special level regulator, suitable for both industrial and civil use, designed to regulate the level control of **clear water**. The Flo float switch has various applications, such as filling or emptying tanks, pump actuation, minimum level control and much more.



✓ FILLING

✓ EMPTYING

## TECHNICAL FEATURES

- **Float switch**
- **Functions:** Filling/emptying
- **Operating voltage:** 230V/50 Hz
- **Rated voltage:** 250 V
- **Switching current (Max):** 10(8) A
- **Cable connection** with terminals without connectors
- **Temperature (Min):** 0 °C
- **Temperature (Max):** 50 °C
- **Degree of protection:** IP68
- **Contact type:** 1 changeover
- **Material:** plastic
- **Cable:** neoprene, IMQ certified

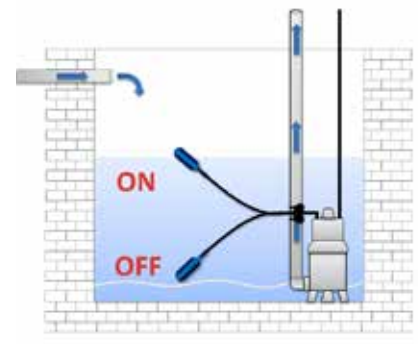
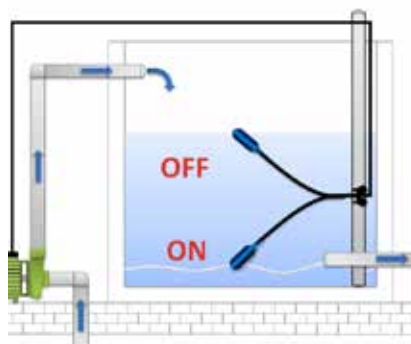
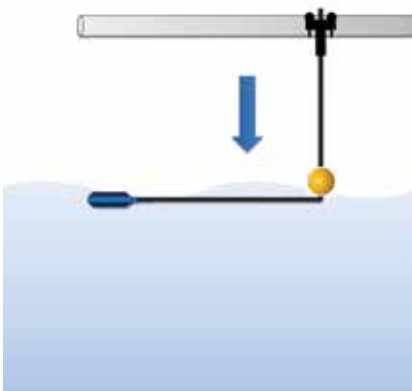
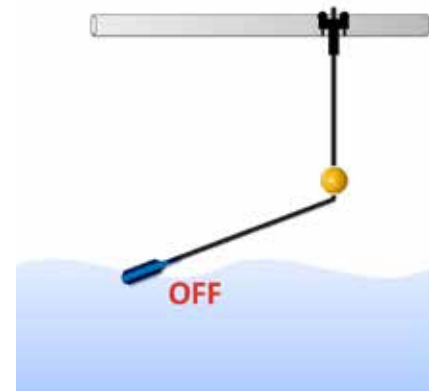
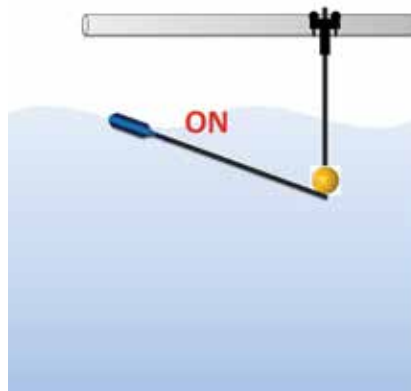
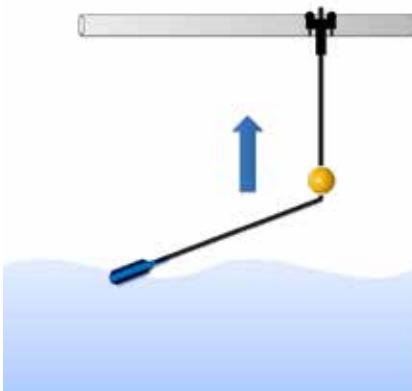
### Counterweight SHELL

**Material:** Polipropene  
**Weight:** 230g

Allows the float switch to always operate with the same cable length, even in turbulent water, preventing damage to the cable.



Code	Model	Cable	Length (M)	Weight (Kg)
99033	FLO 5	Neoprene	5	0,6
99034	FLO 10	Neoprene	10	1
99035	FLO 20	Neoprene	20	2
99039	SHELL	X	X	0,2





# BALL VALVES

**Threaded ball valves** made of cast iron. They are extremely reliable mounted either vertically or horizontally, preventing the return of liquid e.g. into a sump in applications with submersible drainage pumps.

## TECHNICAL FEATURES

- **Valve body:** Cast iron GG 25
- **Valve cover:** Cast iron GG 25
- **Ball:** NBR
- **O-Ring body:** NBR
- **O-Ring cover:** NBR
- **Screws:** acciaio inox
- **Maximum operating pressure:** 10 bar
- **Liquid temperature:** -10/+80 °C

Code	Model	DN	PN	H	Weight (Kg)
99110	PAL 125	1" ¼	10	133	2,1
99111	PAL 150	1" ½	10	150	2,3
99112	PAL 200	2"	10	175	3,1
99113	PAL 250	2" ½	10	205	6,7



# PRESSURE TRANSDUCER

Pressure transducers convert pressure into an analogue electrical signal (4-20mA) and are used to easily and quickly **measure pressure** to control industrial processes.

They allow **differential pressure**, i.e. the difference between relative and absolute pressure, to be checked.

## TECHNICAL FEATURES

- **Standard pressure connection:** ISO
- **Ambient temperature range (Max):** 85 °C
- **Ambient temperature range (Min):** -40 °C
- **Fluid temperature range (Max):** 80 °C
- **Fluid temperature range (Min):** -20 °C
- **Standard electrical connection:** IEC60947-5-2 (1997)
- **Pressure connection size:** G 1/4 A
- **Protection class IP:** IP67
- **Output signal (mA) (Max):** 20 mA
- **Output signal (mA) (Min):** 4 mA
- **HEX pressure connection:** 27mm
- **Electrical connector:** M12 x 1
- **Enclosure material:** 304L
- **Wetted part material:** 304L/316L



Code	Model	Min Pressure range (bar)	Max Pressure range (bar)	Weight (Kg)
98044	TP010B	0	10	0,1
98045	TP016B	0	16	0,1

# E-KIOSK

## Polyethylene columns for protecting Elentek control panels.

Adverse weather conditions such as wind, rain and beating sun can reduce the reliability, durability and performance of the control panels, which is why Elentek designed E-kiosk. Ideal for outdoor use, the polyethylene columns protect the control panels from dust, dirt and water and ensure the safety of the equipment.

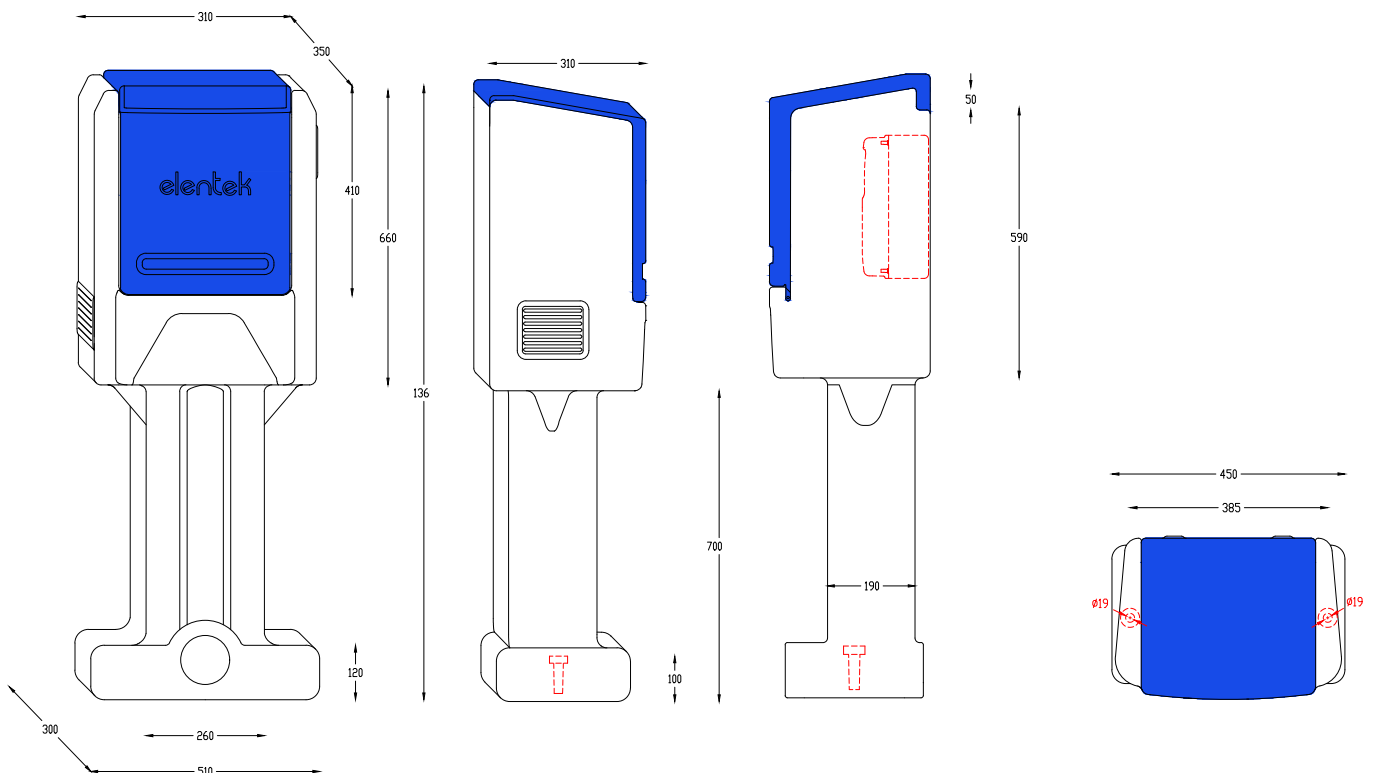
## TECHNICAL FEATURES

- **Material:** monobloc polyethylene with rotational moulding
- **High impact resistance**, solar radiation and inclement weather
- **Ideal for humid and cold climates**, as they are durable against corrosion (unlike metal or steel enclosures)
- **Total dimensions:** 510x300xh1360 mm
- **Control panel housing dimensions:** 300x250xh500 mm



Code	Model	H (mm)	L (mm)	W (mm)	Weight (Kg)
97007	E-KIOSK	1360	510	300	13


## DIMENSIONS



# STAINLESS STEEL MANIFOLDS

Stainless steel manifolds for connecting **two electric pumps** in order to obtain a higher water flow rate. Thanks to the thin thickness and TIG welding of the threaded parts, pressure losses are reduced to a minimum.

Ideal for application in two-pump **booster kits together** with our support base complete with control panel rod.



## TECHNICAL FEATURES

- **Material:** stainless steel AISI 304 (316 on request)
- **Nominal working pressure:** 16 bar
- **Threaded connections:** Gas cylindrical UNI ISO 228/1
- **Welding:** TIG with or without filler material
- **Plastic deformation:** cold, for better surface finish
- **Surface treatment:**
  - » **degreasing**
  - » **pickling:** indicated on those articles where there are welds that reduce the stainlessness of the material and its resistance to corrosion.
  - » **electropolishing:** removal process involving a controlled removal of the metal from its surface

### STAINLESS STEEL DELIVERY MANIFOLDS

Code	Model	DNM	DNP	A	B	C	Weight (Kg)
99020	INOX.MAN 150/100	1" ½	1"	600	300	370	2,4
99021	INOX.MAN 200/125	2"	1" ¼	600	300	370	3
99022	INOX.MAN 250/150	2" ½	1" ½	600	300	370	3,6

### STAINLESS STEEL INTAKE MANIFOLDS

Code	Model	DNM	DNP	A	B	C	Weight (Kg)
99024	INOX.ASP 200/125	2"	1" ¼	600	300	-	2,4
99025	INOX.ASP 250/150	2" ½	1" ½	600	300	-	3,6
99026	INOX.ASP 300/200	3"	2"	700	360	-	5,5

# PRESSURE SWITCHES

Pressure switches for water installations

## TECHNICAL FEATURES

- **Nominal pressure** adjusting screw
- **Differential pressure** adjustment screw
- **Normally closed electrical contacts** made of brass alloy with Ag-Ni coating
- **Membrane:** white NBR with PA (nylon) insert
- **Hydraulic connection:** ¼"F galvanized steel
- **Strain relief** cable glands
- **Terminal box** with non-accessible electrical contacts



Code	Model	Setting Range	Standard calibration	Min differential	Nominal current
99050	PM/5	1 - 5 bar	1,4-2,8 bar	0,6 bar	16 A
99051	PM/12	3 - 12 bar	5-7 bar	1,5 bar	16 A

# BASES FOR BOOSTER SETS

Base and column in matt grey pickled sheet metal with a thickness of 3 mm. What makes it particularly suitable for various applications is the favourable mix of its specific characteristics; in particular, it is appreciated for its high hardness and mechanical properties.

After pickling, the surface of the metal is cleaned of oxide residues and by calamine, or lamination flake. Once the processing is complete, the base is coated with a special colouring powder composed of synthetic resin and subjected to polymerisation: the powder melts and is thus evenly distributed on the sheet, giving it the colour of your choice.

## TECHNICAL FEATURES

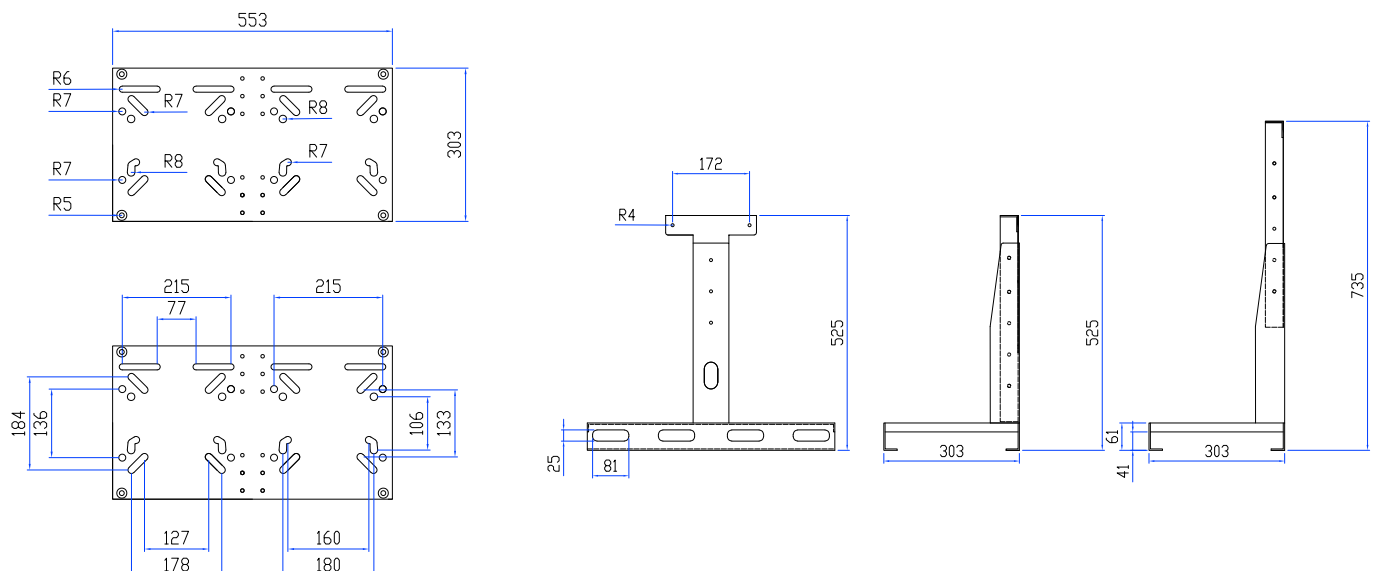
- **Material:** epoxy powder-coated steel
- **Weight:** 7,00 Kg
- **Dimensions:** 553x303x525(min)-735(max) mm



Code	Model	H (mm)	L (mm)	W (mm)	Weight (Kg)
99009	BASE FULL	525-735	553	303	7



## DIMENSIONS



# UNIT ALARM

**UNIT ALARM** is a device applicable to any system where it is necessary to have alarm signals even in the absence of mains power. It is available in the version with an acoustic alarm (mod. UNIT ALARM 1), with an acoustic and visual flashing alarm (Unit Alarm 2) and in the version with acoustic, visual and GSM signalling (Unit Alarm GSM), i.e. supplied with a kit that includes an antenna and programmable transmitter for signalling alarm activation to mobile phones.

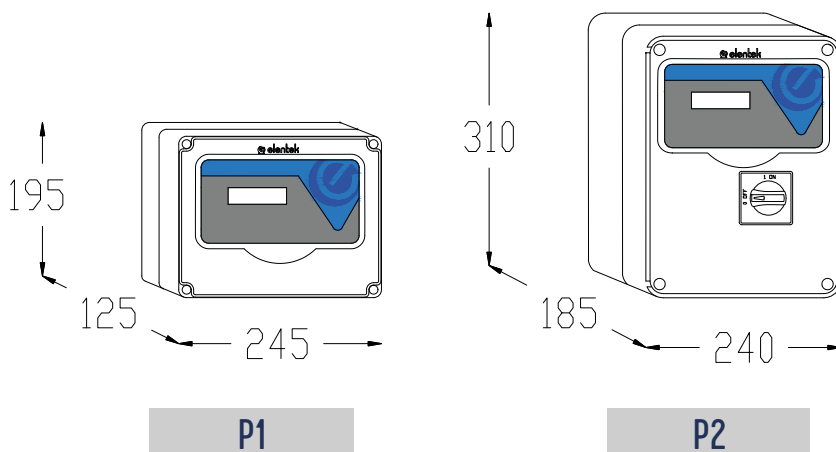


## TECHNICAL FEATURES

- **Version:** Single-phase 210-250Vac 50/60Hz version
- **Alarm** status control
- **LEDs on front panel** for signalling operating status and alarms
- **function buttons:** TEST - REST - TACTIVATION
- **Up to 2 control inputs:** floats/pressure switches
- **Reports:** acoustic (90dB) - flash (Led) - GSM signalling (sim not included)
- **Automatic alarm reset setting** (can be excluded)
- **Alarm deactivation delay timer** (programmable)
- **Signalled alarms:** voltage status and input status
- **General alarm** output contacts
- **24-hour autonomy** in the event of power failure
- **Protection** fuses
- **Box Material:** ABS, IP54

Code	Model	Flashing	Sound press. (dB)	Voltage (Vdc)	Autonomy (h)	Box	Material	Weight (Kg)
01500	UNIT ALARM 1	-	90	12	24	P1	Plastic	1
01501	UNIT ALARM 2	Red	90	12	24	P1	Plastic	1
01502	UNIT ALARM GSM	Red	90	12	24	P2	Plastic	1,5

## DIMENSIONS





# FLASH


**Acoustic and visual electrical alarm** device to be combined with our control panels: simple, compact and inexpensive.

## TECHNICAL FEATURES

- **Power supply:** 12Vcc/ac
- **Flashing light:** red
- **Audible alarm:** 90 dB
- **1 normally open input** for alarm command from dry contacts
- **1 normally closed input** for alarm command from dry contacts
- **Box Material:** ABS, IP54



Code	Model	Power supply (V)	Sound press. (dB)	Voltage (Vdc)	Box	Material	Weight (Kg)
01503	FLASH 12	12	90	12	P1	Plastic	1
01505	FLASH 230	12	90	230	P1	Plastic	1





**ELENTEK Srl**  
via Chiusa 1/A, 35020  
Sant'Angelo di Piove di Sacco (PD)  
ITALY

Tel. +39 049 9730367  
Fax +39 049 9731063  
info@elentek.com

**www.elentek.com**





**Elentek srl**

Via Chiusa 1/A, 35020  
Sant'Angelo di Piove di Sacco (PD)  
ITALY

Tel. +39 049 9730367  
Fax +39 049 9731063  
info@elentek.com

**[www.elentek.com](http://www.elentek.com)**